


	SALÁRIO EDUCAÇÃO 2020 [UF: SP]						
	Portaria FNDE-MEC nº 115, de 14/02/20 (Anterior)			Portaria FNDE-MEC nº 764, de 14/12/20 (Atual)			Diferença Estimativas (Atual - Anterior)
	Matrículas	Coefficientes	Estimativas	Matrículas	Coefficientes	Estimativas	
Municípios							
Adamantina	2.412	0,0006147749	1.892.461,31	2.412	0,0006147748	1.780.294,86	-112.166,45
Adolfo	616	0,0001570072	483.315,16	616	0,0001570072	454.669,00	-28.646,16
Aguai	4.064	0,0010358397	3.188.624,69	4.064	0,0010358394	2.999.634,46	-188.990,23
Águas da Prata	643	0,0001638890	504.499,43	643	0,0001638890	474.597,68	-29.901,75
Águas de Lindóia	2.426	0,0006183433	1.903.445,74	2.426	0,0006183431	1.790.628,25	-112.817,50
Águas de Santa Bárbara	789	0,0002011018	619.051,40	789	0,0002011017	582.360,13	-36.691,26
Águas de São Pedro	649	0,0001654183	509.207,04	649	0,0001654183	479.026,27	-30.180,77
Agudos	4.151	0,0010580144	3.256.885,11	4.151	0,0010580141	3.063.849,07	-193.036,04
Alambari	684	0,0001743392	536.668,13	684	0,0001743391	504.859,74	-31.808,40
Alfredo Marcondes	212	0,0000540349	166.335,74	212	0,0000540349	156.476,99	-9.858,74
Altair	447	0,0001139322	350.717,33	447	0,0001139321	329.930,27	-20.787,07
Altinópolis	2.036	0,0005189394	1.597.450,76	2.036	0,0005189392	1.502.769,62	-94.681,13
Alto Alegre	378	0,0000963453	296.579,76	378	0,0000963453	279.001,43	-17.578,32
Alumínio	2.932	0,0007473135	2.300.454,62	2.932	0,0007473133	2.164.106,35	-136.348,27
Álvares Florence	410	0,0001045015	321.687,04	410	0,0001045015	302.620,60	-19.066,44
Álvares Machado	3.302	0,0008416198	2.590.757,56	3.302	0,0008416195	2.437.203,00	-153.554,56
Álvaro de Carvalho	340	0,0000866598	266.764,86	340	0,0000866598	250.953,67	-15.811,19
Alvinlândia	432	0,0001101089	338.948,29	432	0,0001101089	318.858,78	-20.089,51
Americana	12.968	0,0033053074	10.174.725,64	12.968	0,0033053065	9.571.668,22	-603.057,42
Américo Brasiliense	5.428	0,0013834985	4.258.822,54	5.428	0,0013834981	4.006.401,53	-252.421,01
Américo de Campos	946	0,0002411182	742.234,00	946	0,0002411181	698.241,68	-43.992,31
Amparo	4.908	0,0012509599	3.850.829,23	4.908	0,0012509596	3.622.590,04	-228.239,19
Analândia	784	0,0001998273	615.128,39	784	0,0001998273	578.669,64	-36.458,75
Andradina	4.755	0,0012119630	3.730.785,04	4.755	0,0012119627	3.509.660,89	-221.124,15
Angatuba	3.500	0,0008920864	2.746.108,86	3.500	0,0008920861	2.583.346,60	-162.762,26
Anhembi	1.208	0,0003078972	947.799,86	1.208	0,0003078972	891.623,63	-56.176,23
Anhumas	462	0,0001177554	362.486,37	462	0,0001177554	341.001,75	-21.484,62
Aparecida d'Oeste	428	0,0001090894	335.809,88	428	0,0001090894	315.906,38	-19.903,50
Aparecida	5.449	0,0013888510	4.275.299,20	5.449	0,0013888507	4.021.901,61	-253.397,58
Apiáí	2.196	0,0005597205	1.722.987,16	2.196	0,0005597203	1.620.865,47	-102.121,69
Araçariгуama	4.237	0,0010799343	3.324.360,93	4.237	0,0010799340	3.127.325,59	-197.035,34
Araçatuba	18.524	0,0047214307	14.533.977,30	18.524	0,0047214295	13.672.546,43	-861.430,88
Araçoiaba da Serra	5.160	0,0013151902	4.048.549,07	5.160	0,0013151898	3.808.590,99	-239.958,07
Aramina	640	0,0001631244	502.145,62	640	0,0001631243	472.383,38	-29.762,24
Arandu	699	0,0001781624	548.437,17	699	0,0001781623	515.931,22	-32.505,95
Arapeí	424	0,0001080699	332.671,47	424	0,0001080699	312.953,99	-19.717,49
Araraquara	18.146	0,0046250854	14.237.397,55	18.146	0,0046250842	13.393.544,99	-843.852,55
Araras	13.738	0,0035015664	10.778.869,58	13.738	0,0035015655	10.140.004,47	-638.865,12
Arco-Íris	189	0,0000481727	148.289,88	189	0,0000481727	139.500,72	-8.789,16
Arealva	780	0,0001988078	611.989,97	780	0,0001988078	575.717,24	-36.272,73
Areias	630	0,0001605755	494.299,60	630	0,0001605755	465.002,39	-29.297,21
Areiópolis	1.867	0,0004758643	1.464.852,93	1.867	0,0004758642	1.378.030,89	-86.822,04
Ariranha	809	0,0002061994	634.743,45	809	0,0002061993	597.122,11	-37.621,33
Artur Nogueira	5.377	0,0013704995	4.218.807,81	5.377	0,0013704992	3.968.758,48	-250.049,33
Arujá	9.865	0,0025144091	7.740.103,98	9.865	0,0025144085	7.281.346,93	-458.757,05
Aspásia	113	0,0000288016	88.660,09	113	0,0000288016	83.405,19	-5.254,90
Assis	8.948	0,0022806825	7.020.623,46	8.948	0,0022806819	6.604.510,12	-416.113,34
Atibaia	13.932	0,0035510134	10.931.082,48	13.932	0,0035510125	10.283.195,68	-647.886,80
Auriflamma	1.039	0,0002648222	815.202,03	1.039	0,0002648221	766.884,89	-48.317,14
Avai	396	0,0001009332	310.702,60	396	0,0001009332	292.287,22	-18.415,39
Avanhandava	1.339	0,0003412868	1.050.582,79	1.339	0,0003412867	988.314,60	-62.268,19
Avaré	8.433	0,0021494183	6.616.553,15	8.433	0,0021494178	6.224.389,12	-392.164,04
Bady Bassitt	2.746	0,0006999055	2.154.518,55	2.746	0,0006999053	2.026.819,94	-127.698,62

	SALÁRIO EDUCAÇÃO 2020 [UF: SP]						
	Portaria FNDE-MEC nº 115, de 14/02/20 (Anterior)			Portaria FNDE-MEC nº 764, de 14/12/20 (Atual)			Diferença Estimativas (Atual - Anterior)
	Matrículas	Coefficientes	Estimativas	Matrículas	Coefficientes	Estimativas	
Municípios							
Balbinos	181	0,0000461336	142.013,06	181	0,0000461336	133.595,92	-8.417,13
Bálsamo	856	0,0002181788	671.619,77	856	0,0002181788	631.812,77	-39.807,00
Bananal	1.470	0,0003746763	1.153.365,72	1.470	0,0003746762	1.085.005,57	-68.360,15
Barão de Antonina	400	0,0001019527	313.841,01	400	0,0001019527	295.239,61	-18.601,40
Barbosa	816	0,0002079836	640.235,67	816	0,0002079835	602.288,81	-37.946,86
Bariri	3.740	0,0009532580	2.934.413,47	3.740	0,0009532577	2.760.490,37	-173.923,10
Barra Bonita	2.392	0,0006096773	1.876.769,26	2.392	0,0006096771	1.765.532,88	-111.236,38
Barra do Chapéu	628	0,0001600658	492.730,39	628	0,0001600657	463.526,19	-29.204,20
Barra do Turvo	764	0,0001947297	599.436,33	764	0,0001947297	563.907,66	-35.528,68
Barretos	12.712	0,0032400576	9.973.867,39	12.712	0,0032400568	9.382.714,86	-591.152,52
Barrinha	5.926	0,0015104296	4.649.554,60	5.926	0,0015104293	4.373.974,85	-275.579,76
Barueri	76.554	0,0195122225	60.064.462,24	76.554	0,0195122175	56.504.433,12	-3.560.029,12
Bastos	1.109	0,0002826639	870.124,21	1.109	0,0002826639	818.551,82	-51.572,38
Batatais	4.375	0,0011151079	3.432.636,08	4.375	0,0011151077	3.229.183,25	-203.452,82
Bauru	19.184	0,0048896527	15.051.814,97	19.184	0,0048896515	14.159.691,78	-892.123,19
Bebedouro	6.835	0,0017421172	5.362.758,31	6.835	0,0017421168	5.044.906,87	-317.851,44
Bento de Abreu	347	0,0000884440	272.257,08	347	0,0000884440	256.120,36	-16.136,72
Bernardino de Campos	1.109	0,0002826639	870.124,21	1.109	0,0002826639	818.551,82	-51.572,38
Bertioga	8.644	0,0022031984	6.782.104,29	8.644	0,0022031978	6.380.128,01	-401.976,27
Bilac	767	0,0001954944	601.790,14	767	0,0001954943	566.121,96	-35.668,19
Birigui	10.811	0,0027555273	8.482.337,97	10.811	0,0027555266	7.979.588,61	-502.749,36
Biritiba-Mirim	2.548	0,0006494389	1.999.167,25	2.548	0,0006494387	1.880.676,33	-118.490,92
Boa Esperança do Sul	2.211	0,0005635437	1.734.756,20	2.211	0,0005635435	1.631.936,95	-102.819,24
Bocaina	1.263	0,0003219157	990.953,00	1.263	0,0003219157	932.219,07	-58.733,92
Bofete	1.647	0,0004197903	1.292.240,37	1.647	0,0004197902	1.215.649,10	-76.591,27
Boituva	8.618	0,0021965715	6.761.704,62	8.618	0,0021965709	6.360.937,44	-400.767,18
Bom Jesus dos Perdões	2.667	0,0006797698	2.092.534,95	2.667	0,0006797696	1.968.510,11	-124.024,84
Bom Sucesso de Itararé	546	0,0001391655	428.392,98	546	0,0001391654	403.002,07	-25.390,91
Borá	119	0,0000303309	93.367,70	119	0,0000303309	87.833,78	-5.533,92
Boracéia	660	0,0001682220	517.837,67	660	0,0001682220	487.145,36	-30.692,31
Borborema	723	0,0001842796	567.267,63	723	0,0001842795	533.645,60	-33.622,03
Borebi	572	0,0001457924	448.792,65	572	0,0001457924	422.192,64	-26.600,00
Botucatu	13.606	0,0034679220	10.675.302,05	13.606	0,0034679211	10.042.575,40	-632.726,65
Bragança Paulista	15.373	0,0039182981	12.061.694,72	15.373	0,0039182971	11.346.796,38	-714.898,34
Braúna	628	0,0001600658	492.730,39	628	0,0001600657	463.526,19	-29.204,20
Brejo Alegre	338	0,0000861501	265.195,66	338	0,0000861500	249.477,47	-15.718,18
Brodowski	3.462	0,0008824008	2.716.293,97	3.462	0,0008824006	2.555.298,84	-160.995,13
Brotas	2.192	0,0005587009	1.719.848,75	2.192	0,0005587008	1.617.913,07	-101.935,68
Buri	4.114	0,0010485838	3.227.854,82	4.114	0,0010485835	3.036.539,41	-191.315,41
Buritama	1.725	0,0004396711	1.353.439,37	1.725	0,0004396710	1.273.220,83	-80.218,54
Buritizal	711	0,0001812210	557.852,40	711	0,0001812209	524.788,41	-33.063,99
Cabrália Paulista	431	0,0001098541	338.163,69	431	0,0001098540	318.120,68	-20.043,01
Cabreúva	6.608	0,0016842590	5.184.653,53	6.608	0,0016842586	4.877.358,39	-307.295,14
Caçapava	9.050	0,0023066804	7.100.652,91	9.050	0,0023066798	6.679.796,22	-420.856,70
Cachoeira Paulista	2.920	0,0007442549	2.291.039,39	2.920	0,0007442547	2.155.249,17	-135.790,23
Caconde	1.493	0,0003805385	1.171.411,58	1.493	0,0003805385	1.101.981,85	-69.429,73
Cafelândia	1.504	0,0003833422	1.180.042,21	1.504	0,0003833422	1.110.100,94	-69.941,27
Caiabu	457	0,0001164810	358.563,36	457	0,0001164810	337.311,26	-21.252,10
Caieiras	10.587	0,0026984338	8.306.587,01	10.587	0,0026984331	7.814.254,43	-492.332,58
Caiuá	425	0,0001083248	333.456,08	425	0,0001083247	313.692,09	-19.763,99
Cajamar	13.926	0,0035494842	10.926.374,86	13.926	0,0035494833	10.278.767,09	-647.607,77
Cajati	3.546	0,0009038109	2.782.200,58	3.546	0,0009038107	2.617.299,16	-164.901,42
Cajobi	1.485	0,0003784995	1.165.134,76	1.485	0,0003784994	1.096.077,06	-69.057,70


	SALÁRIO EDUCAÇÃO 2020 [UF: SP]						
	Portaria FNDE-MEC nº 115, de 14/02/20 (Anterior)			Portaria FNDE-MEC nº 764, de 14/12/20 (Atual)			Diferença Estimativas (Atual - Anterior)
	Matrículas	Coefficientes	Estimativas	Matrículas	Coefficientes	Estimativas	
Municípios							
Cajuru	2.658	0,0006774759	2.085.473,53	2.658	0,0006774757	1.961.867,22	-123.606,31
Campina do Monte Alegre	994	0,0002533525	779.894,92	994	0,0002533525	733.670,44	-46.224,48
Campinas	58.757	0,0149760908	46.100.890,97	58.757	0,0149760870	43.368.484,68	-2.732.406,29
Campo Limpo Paulista	10.895	0,0027769374	8.548.244,59	10.895	0,0027769367	8.041.588,93	-506.655,66
Campos do Jordão	8.192	0,0020879918	6.427.463,94	8.192	0,0020879913	6.046.507,25	-380.956,69
Campos Novos Paulista	547	0,0001394204	429.177,59	547	0,0001394203	403.740,17	-25.437,42
Cananéia	1.408	0,0003588736	1.104.720,37	1.408	0,0003588735	1.039.243,43	-65.476,93
Canas	891	0,0002270997	699.080,86	891	0,0002270996	657.646,24	-41.434,62
Cândido Mota	2.272	0,0005790915	1.782.616,95	2.272	0,0005790913	1.676.961,00	-105.655,96
Cândido Rodrigues	354	0,0000902282	277.749,30	354	0,0000902281	261.287,06	-16.462,24
Canitar	918	0,0002339815	720.265,12	918	0,0002339814	677.574,91	-42.690,22
Capão Bonito	6.987	0,0017808592	5.482.017,89	6.987	0,0017808588	5.157.097,92	-324.919,97
Capela do Alto	3.600	0,0009175745	2.824.569,12	3.600	0,0009175743	2.657.156,51	-167.412,61
Capivari	6.741	0,0017181583	5.289.005,67	6.741	0,0017181579	4.975.525,56	-313.480,11
Caraguatatuba	20.441	0,0052100392	16.038.060,36	20.441	0,0052100379	15.087.482,26	-950.578,09
Carapicuíba	15.696	0,0040006250	12.315.121,34	15.696	0,0040006240	11.585.202,37	-729.918,97
Cardoso	1.389	0,0003540308	1.089.812,92	1.389	0,0003540308	1.025.219,55	-64.593,36
Casa Branca	2.381	0,0006068736	1.868.138,63	2.381	0,0006068734	1.757.413,79	-110.724,84
Cássia dos Coqueiros	506	0,0001289702	397.008,88	506	0,0001289702	373.478,11	-23.530,77
Castilho	2.370	0,0006040699	1.859.508,00	2.370	0,0006040697	1.749.294,70	-110.213,30
Catanduva	10.529	0,0026836506	8.261.080,06	10.529	0,0026836499	7.771.444,68	-489.635,38
Catiguá	718	0,0001830051	563.344,62	718	0,0001830051	529.955,10	-33.389,51
Cedral	1.610	0,0004103597	1.263.210,08	1.610	0,0004103596	1.188.339,44	-74.870,64
Cerqueira César	2.327	0,0005931100	1.825.770,09	2.327	0,0005931098	1.717.556,44	-108.213,65
Cerquilha	6.709	0,0017100021	5.263.898,39	6.709	0,0017100017	4.951.906,39	-311.992,00
Cesário Lange	3.452	0,0008798520	2.708.447,94	3.452	0,0008798518	2.547.917,85	-160.530,09
Charqueada	2.064	0,0005260761	1.619.419,63	2.064	0,0005260759	1.523.436,40	-95.983,23
Chavantes	1.477	0,0003764604	1.158.857,94	1.477	0,0003764603	1.090.172,27	-68.685,67
Clementina	947	0,0002413731	743.018,60	947	0,0002413730	698.979,78	-44.038,82
Colina	3.043	0,0007756054	2.387.545,50	3.043	0,0007756052	2.246.035,35	-141.510,16
Colômbia	1.349	0,0003438356	1.058.428,82	1.349	0,0003438355	995.695,59	-62.733,22
Conchal	3.737	0,0009524933	2.932.059,66	3.737	0,0009524931	2.758.276,07	-173.783,59
Conchas	2.345	0,0005976979	1.839.892,94	2.345	0,0005976977	1.730.842,22	-109.050,71
Cordeirópolis	3.084	0,0007860555	2.419.714,21	3.084	0,0007860553	2.276.297,41	-143.416,80
Coroados	637	0,0001623597	499.791,81	637	0,0001623597	470.169,08	-29.622,73
Coronel Macedo	453	0,0001154615	355.424,95	453	0,0001154614	334.358,86	-21.066,09
Corumbataí	764	0,0001947297	599.436,33	764	0,0001947297	563.907,66	-35.528,68
Cosmópolis	8.878	0,0022628408	6.965.701,28	8.878	0,0022628402	6.552.843,19	-412.858,09
Cosmorama	1.056	0,0002691552	828.540,27	1.056	0,0002691551	779.432,58	-49.107,70
Cotia	28.925	0,0073724565	22.694.628,24	28.925	0,0073724546	21.349.514,43	-1.345.113,81
Cravinhos	3.699	0,0009428078	2.902.244,77	3.699	0,0009428076	2.730.228,31	-172.016,46
Cristais Paulista	1.277	0,0003254841	1.001.937,43	1.277	0,0003254840	942.552,46	-59.384,97
Cruzália	133	0,0000338993	104.352,14	133	0,0000338993	98.167,17	-6.184,97
Cruzeiro	7.038	0,0017938582	5.522.032,62	7.038	0,0017938578	5.194.740,97	-327.291,65
Cubatão	15.357	0,0039142200	12.049.141,08	15.357	0,0039142190	11.334.986,80	-714.154,29
Cunha	1.595	0,0004065365	1.251.441,04	1.595	0,0004065364	1.177.267,95	-74.173,09
Descalvado	4.020	0,0010246249	3.154.102,18	4.020	0,0010246246	2.967.158,10	-186.944,08
Diadema	28.359	0,0072281934	22.250.543,21	28.359	0,0072281916	20.931.750,38	-1.318.792,82
Dirce Reis	97	0,0000247235	76.106,45	97	0,0000247235	71.595,61	-4.510,84
Divinolândia	1.217	0,0003101912	954.861,28	1.217	0,0003101911	898.266,52	-56.594,76
Dobrada	626	0,0001595560	491.161,19	626	0,0001595560	462.049,99	-29.111,19
Dois Córregos	3.171	0,0008082302	2.487.974,63	3.171	0,0008082300	2.340.512,02	-147.462,61
Dolcinópolis	225	0,0000573484	176.535,57	225	0,0000573484	166.072,28	-10.463,29


Municípios	SALÁRIO EDUCAÇÃO 2020 [UF: SP]						Diferença Estimativas (Atual - Anterior)
	Portaria FNDE-MEC nº 115, de 14/02/20 (Anterior)			Portaria FNDE-MEC nº 764, de 14/12/20 (Atual)			
	Matrículas	Coefficientes	Estimativas	Matrículas	Coefficientes	Estimativas	
Dourado	958	0,0002441768	751.649,23	958	0,0002441767	707.098,87	-44.550,36
Dracena	4.101	0,0010452703	3.217.654,98	4.101	0,0010452701	3.026.944,12	-190.710,86
Duartina	984	0,0002508037	772.048,89	984	0,0002508036	726.289,45	-45.759,45
Dumont	1.533	0,0003907338	1.202.795,68	1.533	0,0003907337	1.131.505,81	-71.289,87
Echaporã	734	0,0001870833	575.898,26	734	0,0001870832	541.764,69	-34.133,57
Eldorado	1.861	0,0004743351	1.460.145,31	1.861	0,0004743349	1.373.602,29	-86.543,02
Élias Fausto	3.035	0,0007735663	2.381.268,68	3.035	0,0007735661	2.240.130,55	-141.138,13
Elisiário	507	0,0001292251	397.793,48	507	0,0001292250	374.216,21	-23.577,28
Embaúba	222	0,0000565838	174.181,76	222	0,0000565837	163.857,98	-10.323,78
Embu das Artes	24.047	0,0061291430	18.867.337,09	24.047	0,0061291414	17.749.067,37	-1.118.269,72
Embu-Guaçu	5.368	0,0013682056	4.211.746,39	5.368	0,0013682052	3.962.115,59	-249.630,80
Emilianópolis	438	0,0001116382	343.655,91	438	0,0001116382	323.287,37	-20.368,53
Engenheiro Coelho	2.327	0,0005931100	1.825.770,09	2.327	0,0005931098	1.717.556,44	-108.213,65
Espírito Santo do Pinhal	2.420	0,0006168140	1.898.738,13	2.420	0,0006168138	1.786.199,65	-112.538,48
Espírito Santo do Turvo	585	0,0001491059	458.992,48	585	0,0001491058	431.787,93	-27.204,55
Estiva Gerbi	1.749	0,0004457883	1.372.269,83	1.749	0,0004457882	1.290.935,20	-81.334,63
Estrela do Norte	354	0,0000902282	277.749,30	354	0,0000902281	261.287,06	-16.462,24
Estrela d'Oeste	928	0,0002365303	728.111,15	928	0,0002365303	684.955,90	-43.155,25
Euclides da Cunha Paulista	858	0,0002186886	673.188,97	858	0,0002186885	633.288,97	-39.900,01
Fartura	1.620	0,0004129085	1.271.056,10	1.620	0,0004129084	1.195.720,43	-75.335,67
Fernando Prestes	907	0,0002311778	711.634,50	907	0,0002311777	669.455,82	-42.178,68
Fernandópolis	6.340	0,0016159507	4.974.380,05	6.340	0,0016159503	4.679.547,85	-294.832,21
Fernão	221	0,0000563289	173.397,16	221	0,0000563289	163.119,89	-10.277,27
Ferraz de Vasconcelos	18.933	0,0048256774	14.854.879,74	18.933	0,0048256762	13.974.428,93	-880.450,81
Flora Rica	243	0,0000619363	190.658,42	243	0,0000619363	179.358,06	-11.300,35
Floreal	233	0,0000593875	182.812,39	233	0,0000593874	171.977,07	-10.835,32
Flórida Paulista	1.016	0,0002589599	797.156,17	1.016	0,0002589599	749.908,61	-47.247,56
Florínea	201	0,0000512312	157.705,11	201	0,0000512312	148.357,90	-9.347,20
Franca	17.465	0,0044515109	13.703.083,22	17.465	0,0044515098	12.890.899,55	-812.183,67
Francisco Morato	22.954	0,0058505572	18.009.766,52	22.954	0,0058505557	16.942.325,13	-1.067.441,39
Franco da Rocha	16.752	0,0042697802	13.143.661,62	16.752	0,0042697791	12.364.634,94	-779.026,67
Gabriel Monteiro	324	0,0000825817	254.211,22	324	0,0000825817	239.144,09	-15.067,13
Gália	610	0,0001554779	478.607,54	610	0,0001554779	450.240,41	-28.367,14
Garça	3.814	0,0009721192	2.992.474,06	3.814	0,0009721190	2.815.109,70	-177.364,36
Gastão Vidigal	213	0,0000542898	167.120,34	213	0,0000542898	157.215,09	-9.905,25
Gavião Peixoto	809	0,0002061994	634.743,45	809	0,0002061993	597.122,11	-37.621,33
General Salgado	1.327	0,0003382282	1.041.167,56	1.327	0,0003382281	979.457,41	-61.710,15
Getulina	649	0,0001654183	509.207,04	649	0,0001654183	479.026,27	-30.180,77
Glicério	543	0,0001384008	426.039,17	543	0,0001384008	400.787,77	-25.251,40
Guaiçara	1.370	0,0003491881	1.074.905,47	1.370	0,0003491880	1.011.195,67	-63.709,80
Guaiumbê	634	0,0001615951	497.438,01	634	0,0001615950	467.954,78	-29.483,22
Guairá	3.972	0,0010123906	3.116.441,26	3.972	0,0010123903	2.931.729,35	-184.711,91
Guapiaçu	3.121	0,0007954861	2.448.744,50	3.121	0,0007954859	2.303.607,07	-145.137,43
Guapiara	2.144	0,0005464666	1.682.187,83	2.144	0,0005464665	1.582.484,32	-99.703,51
Guará	2.930	0,0007468037	2.298.885,42	2.930	0,0007468035	2.162.630,16	-136.255,26
Guaraçai	617	0,0001572621	484.099,76	617	0,0001572620	455.407,10	-28.692,66
Guaraci	1.801	0,0004590421	1.413.069,16	1.801	0,0004590420	1.329.316,35	-83.752,81
Guarani d'Oeste	209	0,0000532703	163.981,93	209	0,0000532703	154.262,70	-9.719,23
Guarantã	697	0,0001776526	546.867,96	697	0,0001776526	514.455,02	-32.412,94
Guararapes	3.466	0,0008834204	2.719.432,38	3.466	0,0008834201	2.558.251,24	-161.181,14
Guararema	3.843	0,0009795108	3.015.227,53	3.843	0,0009795106	2.836.514,57	-178.712,96
Guaratinguetá	10.512	0,0026793176	8.247.741,82	10.512	0,0026793170	7.758.897,00	-488.844,82
Guareí	1.264	0,0003221706	991.737,60	1.264	0,0003221705	932.957,17	-58.780,43

	SALÁRIO EDUCAÇÃO 2020 [UF: SP]						
	Portaria FNDE-MEC nº 115, de 14/02/20 (Anterior)			Portaria FNDE-MEC nº 764, de 14/12/20 (Atual)			Diferença Estimativas (Atual - Anterior)
	Matrículas	Coefficientes	Estimativas	Matrículas	Coefficientes	Estimativas	
Municípios							
Guariba	6.433	0,0016396547	5.047.348,09	6.433	0,0016396543	4.748.191,06	-299.157,03
Guarujá	30.596	0,0077983640	24.005.699,07	30.596	0,0077983620	22.582.877,91	-1.422.821,16
Guarulhos	103.068	0,0262701589	80.867.413,77	103.068	0,0262701522	76.074.390,79	-4.793.022,98
Guataporá	1.513	0,0003856362	1.187.103,63	1.513	0,0003856361	1.116.743,83	-70.359,80
Guzolândia	503	0,0001282056	394.655,07	503	0,0001282055	371.263,81	-23.391,26
Herculândia	398	0,0001014430	312.271,81	398	0,0001014429	293.763,41	-18.508,39
Holambra	2.327	0,0005931100	1.825.770,09	2.327	0,0005931098	1.717.556,44	-108.213,65
Hortolândia	26.011	0,0066297309	20.408.296,46	26.011	0,0066297292	19.198.693,86	-1.209.602,60
Iacanga	1.696	0,0004322796	1.330.685,89	1.696	0,0004322794	1.251.815,95	-78.869,94
Iacri	298	0,0000759548	233.811,55	298	0,0000759548	219.953,51	-13.858,04
Iaras	1.144	0,0002915848	897.585,30	1.144	0,0002915847	844.385,29	-53.200,01
Ibaté	4.343	0,0011069517	3.407.528,80	4.343	0,0011069514	3.205.564,09	-201.964,71
Ibirá	1.821	0,0004641398	1.428.761,21	1.821	0,0004641397	1.344.078,33	-84.682,88
Ibirarema	791	0,0002016115	620.620,60	791	0,0002016115	583.836,33	-36.784,27
Ibitinga	4.515	0,0011507914	3.542.480,43	4.515	0,0011507911	3.332.517,12	-209.963,31
Ibiúna	8.610	0,0021945324	6.755.427,80	8.610	0,0021945319	6.355.032,65	-400.395,16
Icém	990	0,0002523330	776.756,51	990	0,0002523329	730.718,04	-46.038,47
Iepê	842	0,0002146105	660.635,33	842	0,0002146104	621.479,38	-39.155,95
Igarau do Tietê	2.432	0,0006198726	1.908.153,36	2.432	0,0006198724	1.795.056,84	-113.096,52
Igarapava	3.384	0,0008625201	2.655.094,97	3.384	0,0008625198	2.497.727,12	-157.367,85
Igaratá	1.654	0,0004215745	1.297.732,59	1.654	0,0004215744	1.220.815,80	-76.916,79
Iguape	2.986	0,0007610771	2.342.823,16	2.986	0,0007610769	2.203.963,70	-138.859,46
Ilha Comprida	2.438	0,0006214019	1.912.860,97	2.438	0,0006214017	1.799.485,43	-113.375,54
Ilha Solteira	2.414	0,0006152847	1.894.030,51	2.414	0,0006152845	1.781.771,06	-112.259,45
Ilhabela	6.528	0,0016638685	5.121.885,33	6.528	0,0016638681	4.818.310,47	-303.574,86
Indaiatuba	25.793	0,0065741667	20.237.253,11	25.793	0,0065741650	19.037.788,27	-1.199.464,84
Indiana	499	0,0001271860	391.516,66	499	0,0001271860	368.311,42	-23.205,25
Indiaporã	400	0,0001019527	313.841,01	400	0,0001019527	295.239,61	-18.601,40
Inúbia Paulista	363	0,0000925221	284.810,72	363	0,0000925221	267.929,95	-16.880,77
Ipaussu	2.375	0,0006053443	1.863.431,01	2.375	0,0006053442	1.752.985,20	-110.445,82
Iperó	5.678	0,0014472189	4.454.973,18	5.678	0,0014472186	4.190.926,29	-264.046,89
Ipeúna	887	0,0002260802	695.942,45	887	0,0002260801	654.693,84	-41.248,61
Ipiruá	692	0,0001763782	542.944,95	692	0,0001763782	510.764,53	-32.180,42
Iporanga	560	0,0001427338	439.377,42	560	0,0001427338	413.335,46	-26.041,96
Ipuã	2.274	0,0005796012	1.784.186,16	2.274	0,0005796011	1.678.437,19	-105.748,96
Iracemópolis	2.043	0,0005207235	1.602.942,97	2.043	0,0005207234	1.507.936,32	-95.006,66
Irapuã	788	0,0002008469	618.266,80	788	0,0002008468	581.622,04	-36.644,76
Irapuru	510	0,0001299897	400.147,29	510	0,0001299897	376.430,51	-23.716,79
Itaberá	877	0,0002235314	688.096,42	877	0,0002235313	647.312,85	-40.783,57
Itaí	2.587	0,0006593793	2.029.766,75	2.587	0,0006593791	1.909.462,19	-120.304,56
Itajobi	2.218	0,0005653279	1.740.248,42	2.218	0,0005653277	1.637.103,65	-103.144,77
Itaju	424	0,0001080699	332.671,47	424	0,0001080699	312.953,99	-19.717,49
Itanhaém	18.581	0,0047359590	14.578.699,65	18.581	0,0047359578	13.714.618,07	-864.081,58
Itaóca	215	0,0000547996	168.689,54	215	0,0000547996	158.691,29	-9.998,25
Itapeerica da Serra	18.212	0,0046419076	14.289.181,31	18.212	0,0046419064	13.442.259,53	-846.921,79
Itapetininga	15.376	0,0039190628	12.064.048,53	15.376	0,0039190618	11.349.010,68	-715.037,85
Itapeva	15.624	0,0039822735	12.258.629,96	15.624	0,0039822725	11.532.059,24	-726.570,72
Itapevi	29.027	0,0073984544	22.774.657,70	29.027	0,0073984526	21.424.800,53	-1.349.857,16
Itapira	5.472	0,0013947133	4.293.345,06	5.472	0,0013947129	4.038.877,89	-254.467,16
Itapirapuã Paulista	465	0,0001185200	364.840,18	465	0,0001185200	343.216,05	-21.624,13
Itápolis	2.462	0,0006275190	1.931.691,43	2.462	0,0006275189	1.817.199,81	-114.491,62
Itaporanga	1.537	0,0003917533	1.205.934,09	1.537	0,0003917532	1.134.458,21	-71.475,88
Itapuí	1.540	0,0003925180	1.208.287,90	1.540	0,0003925179	1.136.672,51	-71.615,39


	SALÁRIO EDUCAÇÃO 2020 [UF: SP]						
	Portaria FNDE-MEC nº 115, de 14/02/20 (Anterior)			Portaria FNDE-MEC nº 764, de 14/12/20 (Atual)			Diferença Estimativas (Atual - Anterior)
	Municípios	Matrículas	Coefficientes	Estimativas	Matrículas	Coefficientes	
Itapura	531	0,0001353422	416.623,94	531	0,0001353422	391.930,58	-24.693,36
Itaquaquecetuba	38.029	0,0096929005	29.837.649,69	38.029	0,0096928981	28.069.168,00	-1.768.481,69
Itararé	5.421	0,0013817143	4.253.330,33	5.421	0,0013817140	4.001.234,84	-252.095,49
Itariri	1.506	0,0003838520	1.181.611,41	1.506	0,0003838519	1.111.577,14	-70.034,27
Itatiba	16.093	0,0041018131	12.626.608,55	16.093	0,0041018120	11.878.227,68	-748.380,86
Itatinga	2.788	0,0007106105	2.187.471,86	2.788	0,0007106103	2.057.820,09	-129.651,76
Itirapina	1.958	0,0004990586	1.536.251,76	1.958	0,0004990585	1.445.197,90	-91.053,86
Itirapuã	765	0,0001949846	600.220,94	765	0,0001949845	564.645,76	-35.575,18
Itobi	286	0,0000728962	224.396,32	286	0,0000728962	211.096,32	-13.300,00
Itu	16.255	0,0041431039	12.753.714,16	16.255	0,0041431028	11.997.799,73	-755.914,43
Itupeva	7.157	0,0018241892	5.615.400,32	7.157	0,0018241887	5.282.574,76	-332.825,57
Ituverava	4.617	0,0011767893	3.622.509,89	4.617	0,0011767890	3.407.803,22	-214.706,67
Jaborandi	1.050	0,0002676259	823.832,66	1.050	0,0002676258	775.003,98	-48.828,68
Jaboticabal	6.414	0,0016348120	5.032.440,64	6.414	0,0016348115	4.734.167,18	-298.273,46
Jacaré	20.956	0,0053413033	16.442.130,66	20.956	0,0053413020	15.467.603,27	-974.527,40
Jaci	662	0,0001687318	519.406,88	662	0,0001687317	488.621,56	-30.785,32
Jacupiranga	1.770	0,0004511408	1.388.746,48	1.770	0,0004511407	1.306.435,28	-82.311,20
Jaguariúna	9.054	0,0023077000	7.103.791,32	9.054	0,0023076994	6.682.748,61	-421.042,71
Jales	4.044	0,0010307421	3.172.932,64	4.044	0,0010307418	2.984.872,48	-188.060,16
Jambeiro	1.154	0,0002941336	905.431,32	1.154	0,0002941335	851.766,28	-53.665,04
Jandira	10.557	0,0026907873	8.283.048,93	10.557	0,0026907866	7.792.111,46	-490.937,47
Jardinópolis	6.569	0,0016743186	5.154.054,03	6.569	0,0016743182	4.848.572,53	-305.481,51
Jarinu	4.278	0,0010903844	3.356.529,63	4.278	0,0010903841	3.157.587,65	-198.941,98
Jaú	10.722	0,0027328428	8.412.508,35	10.722	0,0027328421	7.913.897,80	-498.610,55
Jeriquara	734	0,0001870833	575.898,26	734	0,0001870832	541.764,69	-34.133,57
Joanópolis	2.068	0,0005270956	1.622.558,04	2.068	0,0005270955	1.526.388,79	-96.169,24
João Ramalho	554	0,0001412045	434.669,80	554	0,0001412045	408.906,86	-25.762,94
José Bonifácio	2.733	0,0006965920	2.144.318,72	2.733	0,0006965918	2.017.224,65	-127.094,07
Júlio Mesquita	572	0,0001457924	448.792,65	572	0,0001457924	422.192,64	-26.600,00
Jumirim	588	0,0001498705	461.346,29	588	0,0001498705	434.002,23	-27.344,06
Jundiá	33.278	0,0084819570	26.110.003,06	33.278	0,0084819549	24.562.459,51	-1.547.543,55
Junqueirópolis	2.159	0,0005502898	1.693.956,87	2.159	0,0005502897	1.593.555,80	-100.401,06
Juquiá	2.069	0,0005273505	1.623.342,64	2.069	0,0005273503	1.527.126,89	-96.215,75
Juquitiba	2.380	0,0006066187	1.867.354,03	2.380	0,0006066186	1.756.675,69	-110.678,34
Lagoinha	494	0,0001259116	387.593,65	494	0,0001259116	364.620,92	-22.972,73
Laranjal Paulista	4.109	0,0010473094	3.223.931,80	4.109	0,0010473091	3.032.848,91	-191.082,89
Lavínia	686	0,0001748489	538.237,34	686	0,0001748489	506.335,93	-31.901,40
Lavrinhas	1.007	0,0002566660	790.094,75	1.007	0,0002566659	743.265,72	-46.829,03
Leme	10.624	0,0027078644	8.335.617,30	10.624	0,0027078637	7.841.564,09	-494.053,21
Lençóis Paulista	7.999	0,0020387996	6.276.035,65	7.999	0,0020387991	5.904.054,14	-371.981,52
Limeira	23.698	0,0060401893	18.593.510,80	23.698	0,0060401877	17.491.470,80	-1.102.040,00
Lindóia	1.124	0,0002864872	881.893,25	1.124	0,0002864871	829.623,31	-52.269,94
Lins	3.335	0,0008500309	2.616.649,44	3.335	0,0008500306	2.461.560,26	-155.089,18
Lorena	8.436	0,0021501830	6.618.906,96	8.436	0,0021501824	6.226.603,41	-392.303,55
Lourdes	244	0,0000621912	191.443,02	244	0,0000621911	180.096,16	-11.346,85
Louveira	6.132	0,0015629353	4.811.182,73	6.132	0,0015629349	4.526.023,25	-285.159,48
Lucélia	2.143	0,0005462117	1.681.403,23	2.143	0,0005462116	1.581.746,22	-99.657,01
Lucianópolis	205	0,0000522508	160.843,52	205	0,0000522508	151.310,30	-9.533,22
Luís Antônio	2.309	0,0005885221	1.811.647,25	2.309	0,0005885220	1.704.270,66	-107.376,59
Luiziânia	651	0,0001659281	510.776,25	651	0,0001659280	480.502,47	-30.273,78
Lupércio	567	0,0001445180	444.869,64	567	0,0001445180	418.502,15	-26.367,49
Lutécia	352	0,0000897184	276.180,09	352	0,0000897184	259.810,86	-16.369,23
Macatuba	1.717	0,0004376321	1.347.162,55	1.717	0,0004376320	1.267.316,03	-79.846,51




	SALÁRIO EDUCAÇÃO 2020 [UF: SP]						
	Portaria FNDE-MEC nº 115, de 14/02/20 (Anterior)			Portaria FNDE-MEC nº 764, de 14/12/20 (Atual)			Diferença Estimativas (Atual - Anterior)
	Matrículas	Coefficientes	Estimativas	Matrículas	Coefficientes	Estimativas	
Municípios							
Macaubal	609	0,0001552230	477.822,94	609	0,0001552230	449.502,31	-28.320,63
Macedônia	347	0,0000884440	272.257,08	347	0,0000884440	256.120,36	-16.136,72
Magda	316	0,0000805427	247.934,40	316	0,0000805426	233.239,29	-14.695,11
Mairinque	9.111	0,0023222282	7.148.513,67	9.111	0,0023222276	6.724.820,26	-423.693,41
Mairiporã	8.573	0,0021851018	6.726.397,51	8.573	0,0021851012	6.327.722,98	-398.674,53
Manduri	892	0,0002273546	699.865,46	892	0,0002273545	658.384,33	-41.481,12
Marabá Paulista	410	0,0001045015	321.687,04	410	0,0001045015	302.620,60	-19.066,44
Maracáí	1.304	0,0003323659	1.023.121,70	1.304	0,0003323658	962.481,13	-60.640,57
Marapoama	292	0,0000744255	229.103,94	292	0,0000744255	215.524,92	-13.579,02
Mariápolis	316	0,0000805427	247.934,40	316	0,0000805426	233.239,29	-14.695,11
Marília	17.779	0,0045315438	13.949.448,42	17.779	0,0045315426	13.122.662,65	-826.785,77
Marinópolis	176	0,0000448592	138.090,05	176	0,0000448592	129.905,43	-8.184,62
Martinópolis	2.319	0,0005910709	1.819.493,27	2.319	0,0005910708	1.711.651,65	-107.841,62
Matão	6.008	0,0015313299	4.713.892,01	6.008	0,0015313296	4.434.498,97	-279.393,04
Mauá	18.931	0,0048251676	14.853.310,53	18.931	0,0048251664	13.972.952,73	-880.357,80
Mendonça	673	0,0001715355	528.037,50	673	0,0001715354	496.740,65	-31.296,86
Meridiano	557	0,0001419692	437.023,61	557	0,0001419691	411.121,16	-25.902,45
Mesópolis	265	0,0000675437	207.919,67	265	0,0000675437	195.596,24	-12.323,43
Miguelópolis	2.874	0,0007325303	2.254.947,68	2.874	0,0007325301	2.121.296,61	-133.651,07
Mineiros do Tietê	1.272	0,0003242097	998.014,42	1.272	0,0003242096	938.861,97	-59.152,46
Mira Estrela	316	0,0000805427	247.934,40	316	0,0000805426	233.239,29	-14.695,11
Miracatu	2.303	0,0005869928	1.806.939,63	2.303	0,0005869927	1.699.842,07	-107.097,57
Mirandópolis	1.945	0,0004957451	1.526.051,92	1.945	0,0004957450	1.435.602,61	-90.449,31
Mirante do Paranapanema	1.355	0,0003453649	1.063.136,43	1.355	0,0003453648	1.000.124,19	-63.012,25
Mirassol	4.983	0,0012700761	3.909.674,42	4.983	0,0012700758	3.677.947,46	-231.726,95
Mirassolândia	532	0,0001355971	417.408,55	532	0,0001355971	392.668,68	-24.739,86
Mococa	5.193	0,0013236013	4.074.440,95	5.193	0,0013236009	3.832.948,26	-241.492,69
Mogi das Cruzes	34.870	0,0088877289	27.359.090,29	34.870	0,0088877266	25.737.513,16	-1.621.577,13
Mogi Guaçu	16.161	0,0041191450	12.679.961,52	16.161	0,0041191440	11.928.418,42	-751.543,10
Mogi Mirim	8.918	0,0022730360	6.997.085,38	8.918	0,0022730354	6.582.367,15	-414.718,23
Mombuca	748	0,0001906516	586.882,69	748	0,0001906515	552.098,07	-34.784,62
Monções	176	0,0000448592	138.090,05	176	0,0000448592	129.905,43	-8.184,62
Mongaguá	10.442	0,0026614759	8.192.819,64	10.442	0,0026614752	7.707.230,07	-485.589,57
Monte Alegre do Sul	1.161	0,0002959178	910.923,54	1.161	0,0002959177	856.932,97	-53.990,57
Monte Alto	4.571	0,0011650648	3.586.418,17	4.571	0,0011650645	3.373.850,66	-212.567,51
Monte Aprazível	2.583	0,0006583597	2.026.628,34	2.583	0,0006583596	1.906.509,79	-120.118,55
Monte Azul Paulista	2.001	0,0005100185	1.569.989,67	2.001	0,0005100184	1.476.936,16	-93.053,51
Monte Castelo	443	0,0001129126	347.578,92	443	0,0001129126	326.977,87	-20.601,05
Monte Mor	11.163	0,0028452457	8.758.518,06	11.163	0,0028452450	8.239.399,47	-519.118,60
Monteiro Lobato	499	0,0001271860	391.516,66	499	0,0001271860	368.311,42	-23.205,25
Morro Agudo	4.558	0,0011617513	3.576.218,34	4.558	0,0011617510	3.364.255,38	-211.962,96
Morungaba	1.661	0,0004233587	1.303.224,81	1.661	0,0004233586	1.225.982,49	-77.242,32
Motuca	708	0,0001804563	555.498,59	708	0,0001804563	522.574,11	-32.924,48
Murutinga do Sul	375	0,0000955807	294.225,95	375	0,0000955807	276.787,14	-17.438,81
Nantes	348	0,0000886989	273.041,68	348	0,0000886988	256.858,46	-16.183,22
Narandiba	1.038	0,0002645673	814.417,43	1.038	0,0002645673	766.146,79	-48.270,64
Natividade da Serra	728	0,0001855540	571.190,64	728	0,0001855539	537.336,09	-33.854,55
Nazaré Paulista	1.676	0,0004271819	1.314.993,84	1.676	0,0004271818	1.237.053,97	-77.939,87
Neves Paulista	764	0,0001947297	599.436,33	764	0,0001947297	563.907,66	-35.528,68
Nhandeara	789	0,0002011018	619.051,40	789	0,0002011017	582.360,13	-36.691,26
Nipoã	545	0,0001389106	427.608,38	545	0,0001389106	402.263,97	-25.344,41
Nova Aliança	834	0,0002125714	654.358,51	834	0,0002125714	615.574,59	-38.783,92
Nova Campina	1.668	0,0004251429	1.308.717,02	1.668	0,0004251428	1.231.149,18	-77.567,84


	SALÁRIO EDUCAÇÃO 2020 [UF: SP]						
	Portaria FNDE-MEC nº 115, de 14/02/20 (Anterior)			Portaria FNDE-MEC nº 764, de 14/12/20 (Atual)			Diferença Estimativas (Atual - Anterior)
	Matrículas	Coefficientes	Estimativas	Matrículas	Coefficientes	Estimativas	
Municípios							
Nova Canaã Paulista	192	0,0000489373	150.643,69	192	0,0000489373	141.715,01	-8.928,67
Nova Castilho	142	0,0000361932	111.413,56	142	0,0000361932	104.810,06	-6.603,50
Nova Europa	1.591	0,0004055170	1.248.302,63	1.591	0,0004055169	1.174.315,56	-73.987,07
Nova Granada	1.946	0,0004960000	1.526.836,53	1.946	0,0004959999	1.436.340,71	-90.495,82
Nova Guataporanga	254	0,0000647400	199.289,04	254	0,0000647400	187.477,15	-11.811,89
Nova Independência	814	0,0002074738	638.666,46	814	0,0002074737	600.812,61	-37.853,85
Nova Luzitânia	319	0,0000813073	250.288,21	319	0,0000813073	235.453,59	-14.834,62
Nova Odessa	5.552	0,0014151038	4.356.113,26	5.552	0,0014151035	4.097.925,81	-258.187,45
Novais	893	0,0002276095	700.650,06	893	0,0002276094	659.122,43	-41.527,63
Novo Horizonte	5.063	0,0012904666	3.972.442,62	5.063	0,0012904663	3.736.995,39	-235.447,23
Nuporanga	1.098	0,0002798602	861.493,58	1.098	0,0002798602	810.432,73	-51.060,85
Ocauçu	597	0,0001521644	468.407,71	597	0,0001521644	440.645,12	-27.762,59
Óleo	293	0,0000746804	229.888,54	293	0,0000746804	216.263,02	-13.625,53
Olímpia	5.757	0,0014673546	4.516.956,78	5.757	0,0014673542	4.249.236,11	-267.720,66
Onda Verde	598	0,0001524193	469.192,31	598	0,0001524193	441.383,22	-27.809,09
Oriente	268	0,0000683083	210.273,48	268	0,0000683083	197.810,54	-12.462,94
Orindiúva	1.065	0,0002714491	835.601,70	1.065	0,0002714491	786.075,47	-49.526,23
Orlândia	5.332	0,0013590298	4.183.500,70	5.332	0,0013590295	3.935.544,03	-247.956,67
Osasco	67.501	0,0172047774	52.961.455,51	67.501	0,0172047730	49.822.422,60	-3.139.032,91
Oscar Bressane	400	0,0001019527	313.841,01	400	0,0001019527	295.239,61	-18.601,40
Osvaldo Cruz	2.135	0,0005441727	1.675.126,41	2.135	0,0005441725	1.575.841,43	-99.284,98
Ourinhos	10.513	0,0026795725	8.248.526,42	10.513	0,0026795718	7.759.635,10	-488.891,32
Ouro Verde	1.391	0,0003545406	1.091.382,12	1.391	0,0003545405	1.026.695,75	-64.686,37
Ouroeste	1.245	0,0003173279	976.830,15	1.245	0,0003173278	918.933,29	-57.896,86
Pacaembu	901	0,0002296485	706.926,88	901	0,0002296485	665.027,23	-41.899,66
Palestina	1.746	0,0004450236	1.369.916,02	1.746	0,0004450235	1.288.720,91	-81.195,12
Palmares Paulista	1.206	0,0003073875	946.230,65	1.206	0,0003073874	890.147,43	-56.083,22
Palmeira d'Oeste	651	0,0001659281	510.776,25	651	0,0001659280	480.502,47	-30.273,78
Palmital	2.009	0,0005120576	1.576.266,49	2.009	0,0005120574	1.482.840,95	-93.425,54
Panorama	1.803	0,0004595519	1.414.638,37	1.803	0,0004595518	1.330.792,55	-83.845,81
Paraguaçu Paulista	6.018	0,0015338788	4.721.738,04	6.018	0,0015338784	4.441.879,96	-279.858,08
Paraibuna	1.839	0,0004687277	1.442.884,06	1.839	0,0004687275	1.357.364,12	-85.519,94
Paraíso	908	0,0002314327	712.419,10	908	0,0002314326	670.193,92	-42.225,18
Paranapanema	2.899	0,0007389024	2.274.562,74	2.899	0,0007389022	2.139.749,09	-134.813,65
Paranapuã	460	0,0001172456	360.917,16	460	0,0001172456	339.525,55	-21.391,61
Parapuã	870	0,0002217472	682.604,20	870	0,0002217471	642.146,16	-40.458,05
Pardinho	1.269	0,0003234450	995.660,61	1.269	0,0003234449	936.647,67	-59.012,94
Pariquera-Açu	1.831	0,0004666886	1.436.607,24	1.831	0,0004666885	1.351.459,32	-85.147,91
Parisi	314	0,0000800329	246.365,20	314	0,0000800329	231.763,10	-14.602,10
Patrocínio Paulista	1.691	0,0004310051	1.326.762,88	1.691	0,0004310050	1.248.125,46	-78.637,42
Paulicéia	1.056	0,0002691552	828.540,27	1.056	0,0002691551	779.432,58	-49.107,70
Paulínia	14.876	0,0037916219	11.671.747,27	14.876	0,0037916209	10.979.961,16	-691.786,10
Paulistânia	232	0,0000591326	182.027,79	232	0,0000591326	171.238,97	-10.788,81
Paulo de Faria	1.085	0,0002765468	851.293,75	1.085	0,0002765467	800.837,45	-50.456,30
Pederneiras	4.438	0,0011311655	3.482.066,04	4.438	0,0011311652	3.275.683,49	-206.382,54
Pedra Bela	879	0,0002240411	689.665,63	879	0,0002240411	648.789,05	-40.876,58
Pedranópolis	218	0,0000555642	171.043,35	218	0,0000555642	160.905,59	-10.137,76
Pedregulho	1.770	0,0004511408	1.388.746,48	1.770	0,0004511407	1.306.435,28	-82.311,20
Pedreira	4.118	0,0010496033	3.230.993,23	4.118	0,0010496030	3.039.491,80	-191.501,42
Pedrinhas Paulista	318	0,0000810524	249.503,61	318	0,0000810524	234.715,49	-14.788,11
Pedro de Toledo	1.089	0,0002775663	854.432,16	1.089	0,0002775662	803.789,84	-50.642,31
Penápolis	5.178	0,0013197780	4.062.671,91	5.178	0,0013197777	3.821.876,78	-240.795,14
Pereira Barreto	2.645	0,0006741624	2.075.273,70	2.645	0,0006741622	1.952.271,93	-123.001,76




	SALÁRIO EDUCAÇÃO 2020 [UF: SP]						
	Portaria FNDE-MEC nº 115, de 14/02/20 (Anterior)			Portaria FNDE-MEC nº 764, de 14/12/20 (Atual)			Diferença Estimativas (Atual - Anterior)
	Municípios	Matrículas	Coefficientes	Estimativas	Matrículas	Coefficientes	
Pereiras	907	0,0002311778	711.634,50	907	0,0002311777	669.455,82	-42.178,68
Peruíbe	8.103	0,0020653073	6.357.634,32	8.103	0,0020653068	5.980.816,44	-376.817,88
Piacatu	658	0,0001677122	516.268,47	658	0,0001677122	485.669,16	-30.599,30
Piedade	5.510	0,0014043988	4.323.159,95	5.510	0,0014043984	4.066.925,65	-256.234,30
Pilar do Sul	3.473	0,0008852045	2.724.924,59	3.473	0,0008852043	2.563.417,93	-161.506,66
Pindamonhangaba	13.918	0,0035474451	10.920.098,04	13.918	0,0035474442	10.272.862,29	-647.235,75
Pindorama	1.953	0,0004977842	1.532.328,75	1.953	0,0004977841	1.441.507,40	-90.821,34
Pinhalzinho	2.245	0,0005722097	1.761.432,68	2.245	0,0005722095	1.657.032,32	-104.400,36
Piquerobi	319	0,0000813073	250.288,21	319	0,0000813073	235.453,59	-14.834,62
Piquete	908	0,0002314327	712.419,10	908	0,0002314326	670.193,92	-42.225,18
Piracaia	3.202	0,0008161316	2.512.297,31	3.202	0,0008161314	2.363.393,09	-148.904,21
Piracicaba	36.752	0,0093674165	28.835.712,26	36.752	0,0093674141	27.126.615,54	-1.709.096,72
Piraju	2.952	0,0007524111	2.316.146,67	2.952	0,0007524109	2.178.868,34	-137.278,34
Pirajuí	1.773	0,0004519055	1.391.100,29	1.773	0,0004519053	1.308.649,58	-82.450,71
Pirangi	931	0,0002372950	730.464,96	931	0,0002372949	687.170,20	-43.294,76
Pirapora do Bom Jesus	4.020	0,0010246249	3.154.102,18	4.020	0,0010246246	2.967.158,10	-186.944,08
Pirapozinho	2.610	0,0006652415	2.047.812,61	2.610	0,0006652414	1.926.438,47	-121.374,14
Pirassununga	5.660	0,0014426311	4.440.850,33	5.660	0,0014426307	4.177.640,51	-263.209,82
Piratininga	997	0,0002541172	782.248,72	997	0,0002541171	735.884,73	-46.363,99
Pitangueiras	4.273	0,0010891100	3.352.606,62	4.273	0,0010891097	3.153.897,15	-198.709,47
Planalto	568	0,0001447729	445.654,24	568	0,0001447728	419.240,25	-26.413,99
Platina	363	0,0000925221	284.810,72	363	0,0000925221	267.929,95	-16.880,77
Poá	14.861	0,0037877987	11.659.978,23	14.861	0,0037877977	10.968.889,68	-691.088,55
Poloni	304	0,0000774841	238.519,17	304	0,0000774841	224.382,11	-14.137,06
Pompéia	1.849	0,0004712765	1.450.730,08	1.849	0,0004712764	1.364.745,11	-85.984,98
Pongai	336	0,0000856403	263.626,45	336	0,0000856403	248.001,27	-15.625,18
Pontal	5.028	0,0012815458	3.944.981,53	5.028	0,0012815454	3.711.161,92	-233.819,61
Pontalinda	504	0,0001284604	395.439,68	504	0,0001284604	372.001,91	-23.437,77
Pontes Gestal	307	0,0000782487	240.872,98	307	0,0000782487	226.596,40	-14.276,58
Populina	485	0,0001236177	380.532,23	485	0,0001236176	357.978,03	-22.554,20
Porangaba	874	0,0002227667	685.742,61	874	0,0002227666	645.098,55	-40.644,06
Porto Feliz	7.755	0,0019766085	6.084.592,64	7.755	0,0019766080	5.723.957,97	-360.634,66
Porto Ferreira	6.161	0,0015703269	4.833.936,20	6.161	0,0015703265	4.547.428,12	-286.508,08
Potim	2.692	0,0006861418	2.112.150,02	2.692	0,0006861417	1.986.962,59	-125.187,43
Potirendaba	2.545	0,0006486742	1.996.813,44	2.545	0,0006486741	1.878.462,03	-118.351,41
Pracinha	155	0,0000395067	121.613,39	155	0,0000395067	114.405,35	-7.208,04
Pradópolis	2.912	0,0007422158	2.284.762,57	2.912	0,0007422157	2.149.344,37	-135.418,20
Praia Grande	52.161	0,0132948904	40.925.652,67	52.161	0,0132948870	38.499.983,49	-2.425.669,19
Pratânia	751	0,0001914162	589.236,50	751	0,0001914162	554.312,37	-34.924,13
Presidente Alves	159	0,0000405262	124.751,80	159	0,0000405262	117.357,75	-7.394,06
Presidente Bernardes	1.030	0,0002625283	808.140,61	1.030	0,0002625282	760.242,00	-47.898,61
Presidente Epitácio	2.484	0,0006331264	1.948.952,69	2.484	0,0006331263	1.833.437,99	-115.514,70
Presidente Prudente	17.904	0,0045634040	14.047.523,73	17.904	0,0045634029	13.214.925,03	-832.598,71
Presidente Venceslau	2.765	0,0007047482	2.169.426,00	2.765	0,0007047480	2.040.843,82	-128.582,18
Promissão	2.709	0,0006904748	2.125.488,26	2.709	0,0006904747	1.999.510,27	-125.977,99
Quadra	779	0,0001985529	611.205,37	779	0,0001985529	574.979,14	-36.226,23
Quatá	1.351	0,0003443453	1.059.998,02	1.351	0,0003443452	997.171,79	-62.826,23
Queiroz	469	0,0001195396	367.978,59	469	0,0001195395	346.168,44	-21.810,14
Queluz	1.492	0,0003802837	1.170.626,98	1.492	0,0003802836	1.101.243,75	-69.383,23
Quintana	665	0,0001694964	521.760,68	665	0,0001694964	490.835,85	-30.924,83
Rafard	1.007	0,0002566660	790.094,75	1.007	0,0002566659	743.265,72	-46.829,03
Rancharia	2.979	0,0007592929	2.337.330,94	2.979	0,0007592927	2.198.797,01	-138.533,93
Redenção da Serra	368	0,0000937965	288.733,73	368	0,0000937965	271.620,44	-17.113,29

Municípios	SALÁRIO EDUCAÇÃO 2020 [UF: SP]						Diferença Estimativas (Atual - Anterior)
	Portaria FNDE-MEC nº 115, de 14/02/20 (Anterior)			Portaria FNDE-MEC nº 764, de 14/12/20 (Atual)			
	Matrículas	Coefficientes	Estimativas	Matrículas	Coefficientes	Estimativas	
Regente Feijó	1.900	0,0004842754	1.490.744,81	1.900	0,0004842753	1.402.388,16	-88.356,65
Reginópolis	587	0,0001496156	460.561,69	587	0,0001496156	433.264,13	-27.297,56
Registro	6.085	0,0015509558	4.774.306,41	6.085	0,0015509554	4.491.332,60	-282.973,81
Restinga	1.428	0,0003639712	1.120.412,42	1.428	0,0003639711	1.054.005,41	-66.407,00
Ribeira	421	0,0001073052	330.317,67	421	0,0001073052	310.739,69	-19.577,97
Ribeirão Bonito	1.891	0,0004819815	1.483.683,39	1.891	0,0004819814	1.395.745,27	-87.938,12
Ribeirão Branco	2.290	0,0005836794	1.796.739,80	2.290	0,0005836792	1.690.246,78	-106.493,02
Ribeirão Corrente	995	0,0002536074	780.679,52	995	0,0002536073	734.408,53	-46.270,98
Ribeirão do Sul	516	0,0001315190	404.854,91	516	0,0001315190	380.859,10	-23.995,81
Ribeirão dos Índios	201	0,0000512312	157.705,11	201	0,0000512312	148.357,90	-9.347,20
Ribeirão Grande	873	0,0002225118	684.958,01	873	0,0002225118	644.360,45	-40.597,56
Ribeirão Pires	7.177	0,0018292868	5.631.092,37	7.177	0,0018292863	5.297.336,74	-333.755,64
Ribeirão Preto	41.962	0,0106953507	32.923.491,45	41.962	0,0106953480	30.972.111,48	-1.951.379,97
Rifaina	408	0,0001039918	320.117,83	408	0,0001039918	301.144,40	-18.973,43
Rincão	1.148	0,0002926043	900.723,71	1.148	0,0002926042	847.337,69	-53.386,02
Rinópolis	450	0,0001146968	353.071,14	450	0,0001146968	332.144,56	-20.926,58
Rio Claro	18.691	0,0047639960	14.665.005,93	18.691	0,0047639948	13.795.808,96	-869.196,96
Rio das Pedras	4.697	0,0011971799	3.685.278,09	4.697	0,0011971796	3.466.851,14	-218.426,95
Rio Grande da Serra	2.060	0,0005250565	1.616.281,22	2.060	0,0005250564	1.520.484,00	-95.797,21
Riolândia	1.635	0,0004167318	1.282.825,14	1.635	0,0004167317	1.206.791,91	-76.033,23
Riversul	598	0,0001524193	469.192,31	598	0,0001524193	441.383,22	-27.809,09
Rosana	1.303	0,0003321110	1.022.337,10	1.303	0,0003321109	961.743,04	-60.594,06
Roseira	2.099	0,0005349969	1.646.880,71	2.099	0,0005349968	1.549.269,86	-97.610,85
Rubiácea	475	0,0001210689	372.686,20	475	0,0001210688	350.597,04	-22.089,16
Rubinéia	378	0,0000963453	296.579,76	378	0,0000963453	279.001,43	-17.578,32
Sabino	473	0,0001205591	371.117,00	473	0,0001205591	349.120,84	-21.996,16
Sagres	265	0,0000675437	207.919,67	265	0,0000675437	195.596,24	-12.323,43
Sales Oliveira	899	0,0002291388	705.357,68	899	0,0002291387	663.551,03	-41.806,65
Sales	632	0,0001610853	495.868,80	632	0,0001610853	466.478,59	-29.390,21
Salesópolis	1.718	0,0004378870	1.347.947,15	1.718	0,0004378868	1.268.054,13	-79.893,02
Salmourão	462	0,0001177554	362.486,37	462	0,0001177554	341.001,75	-21.484,62
Saltinho	892	0,0002273546	699.865,46	892	0,0002273545	658.384,33	-41.481,12
Salto de Pirapora	4.554	0,0011607318	3.573.079,93	4.554	0,0011607315	3.361.302,98	-211.776,95
Salto Grande	977	0,0002490195	766.556,67	977	0,0002490195	721.122,75	-45.433,92
Salto	9.279	0,0023650484	7.280.326,89	9.279	0,0023650478	6.848.820,90	-431.506,00
Sandovalina	718	0,0001830051	563.344,62	718	0,0001830051	529.955,10	-33.389,51
Santa Adélia	1.648	0,0004200452	1.293.024,97	1.648	0,0004200451	1.216.387,20	-76.637,77
Santa Albertina	608	0,0001549681	477.038,34	608	0,0001549681	448.764,21	-28.274,13
Santa Bárbara d'Oeste	14.497	0,0036950217	11.374.382,91	14.497	0,0036950207	10.700.221,63	-674.161,27
Santa Branca	2.218	0,0005653279	1.740.248,42	2.218	0,0005653277	1.637.103,65	-103.144,77
Santa Clara d'Oeste	304	0,0000774841	238.519,17	304	0,0000774841	224.382,11	-14.137,06
Santa Cruz da Conceição	432	0,0001101089	338.948,29	432	0,0001101089	318.858,78	-20.089,51
Santa Cruz da Esperança	401	0,0001022076	314.625,62	401	0,0001022076	295.977,71	-18.647,90
Santa Cruz das Palmeiras	2.564	0,0006535170	2.011.720,89	2.564	0,0006535168	1.892.485,91	-119.234,98
Santa Cruz do Rio Pardo	4.411	0,0011242837	3.460.881,77	4.411	0,0011242834	3.255.754,82	-205.126,95
Santa Ernestina	614	0,0001564974	481.745,95	614	0,0001564974	453.192,80	-28.553,15
Santa Fé do Sul	4.582	0,0011678685	3.595.048,80	4.582	0,0011678682	3.381.969,75	-213.079,05
Santa Gertrudes	4.404	0,0011224995	3.455.389,55	4.404	0,0011224992	3.250.588,13	-204.801,42
Santa Isabel	6.088	0,0015517205	4.776.660,21	6.088	0,0015517201	4.493.546,89	-283.113,32
Santa Lúcia	835	0,0002128263	655.143,11	835	0,0002128263	616.312,69	-38.830,42
Santa Maria da Serra	676	0,0001723001	530.391,31	676	0,0001723001	498.954,94	-31.436,37
Santa Mercedes	345	0,0000879342	270.687,87	345	0,0000879342	254.644,17	-16.043,71
Santa Rita do Passa Quatro	2.074	0,0005286249	1.627.265,65	2.074	0,0005286247	1.530.817,39	-96.448,26

	SALÁRIO EDUCAÇÃO 2020 [UF: SP]						
	Portaria FNDE-MEC nº 115, de 14/02/20 (Anterior)			Portaria FNDE-MEC nº 764, de 14/12/20 (Atual)			Diferença Estimativas (Atual - Anterior)
	Matrículas	Coefficientes	Estimativas	Matrículas	Coefficientes	Estimativas	
Municípios							
Santa Rita d'Oeste	243	0,0000619363	190.658,42	243	0,0000619363	179.358,06	-11.300,35
Santa Rosa de Viterbo	2.124	0,0005413690	1.666.495,78	2.124	0,0005413688	1.567.722,34	-98.773,44
Santa Salete	142	0,0000361932	111.413,56	142	0,0000361932	104.810,06	-6.603,50
Santana da Ponte Pensa	76	0,0000193710	59.629,79	76	0,0000193710	56.095,53	-3.534,27
Santana de Parnaíba	30.495	0,0077726210	23.926.454,21	30.495	0,0077726190	22.508.329,91	-1.418.124,30
Santo Anastácio	1.254	0,0003196218	983.891,58	1.254	0,0003196217	925.576,18	-58.315,39
Santo André	37.089	0,0094533116	29.100.123,31	37.089	0,0094533092	27.375.354,91	-1.724.768,40
Santo Antônio da Alegria	1.103	0,0002811346	865.416,59	1.103	0,0002811346	814.123,23	-51.293,36
Santo Antônio de Posse	4.108	0,0010470545	3.223.147,20	4.108	0,0010470542	3.032.110,81	-191.036,39
Santo Antônio do Aracanguá	1.420	0,0003619322	1.114.135,60	1.420	0,0003619321	1.048.100,62	-66.034,97
Santo Antônio do Jardim	570	0,0001452826	447.223,44	570	0,0001452826	420.716,45	-26.507,00
Santo Antônio do Pinhal	1.254	0,0003196218	983.891,58	1.254	0,0003196217	925.576,18	-58.315,39
Santo Expedito	316	0,0000805427	247.934,40	316	0,0000805426	233.239,29	-14.695,11
Santópolis do Aguapeí	513	0,0001307544	402.501,10	513	0,0001307543	378.644,80	-23.856,30
Santos	28.721	0,0073204606	22.534.569,32	28.721	0,0073204587	21.198.942,23	-1.335.627,09
São Bento do Sapucaí	885	0,0002255704	694.373,24	885	0,0002255703	653.217,64	-41.155,60
São Bernardo do Campo	78.041	0,0198912317	61.231.166,20	78.041	0,0198912267	57.601.986,37	-3.629.179,83
São Caetano do Sul	19.992	0,0050955972	15.685.773,82	19.992	0,0050955959	14.756.075,80	-929.698,02
São Carlos	16.123	0,0041094595	12.650.146,62	16.123	0,0041094585	11.900.370,65	-749.775,97
São Francisco	113	0,0000288016	88.660,09	113	0,0000288016	83.405,19	-5.254,90
São João da Boa Vista	6.802	0,0017337061	5.336.866,42	6.802	0,0017337057	5.020.549,60	-316.316,82
São João das Duas Pontes	289	0,0000736608	226.750,13	289	0,0000736608	213.310,62	-13.439,51
São João de Iracema	235	0,0000598972	184.381,60	235	0,0000598972	173.453,27	-10.928,32
São João do Pau d'Alho	251	0,0000639753	196.935,24	251	0,0000639753	185.262,86	-11.672,38
São Joaquim da Barra	2.831	0,0007215704	2.221.209,77	2.831	0,0007215702	2.089.558,35	-131.651,42
São José da Bela Vista	965	0,0002459610	757.141,44	965	0,0002459609	712.265,56	-44.875,88
São José do Barreiro	699	0,0001781624	548.437,17	699	0,0001781623	515.931,22	-32.505,95
São José do Rio Pardo	3.803	0,0009693155	2.983.843,43	3.803	0,0009693153	2.806.990,61	-176.852,82
São José do Rio Preto	36.789	0,0093768471	28.864.742,55	36.789	0,0093768447	27.153.925,20	-1.710.817,35
São José dos Campos	62.154	0,0158419243	48.766.185,77	62.154	0,0158419203	45.875.807,09	-2.890.378,69
São Lourenço da Serra	1.683	0,0004289661	1.320.486,06	1.683	0,0004289660	1.242.220,67	-78.265,39
São Luís do Paraitinga	1.486	0,0003787544	1.165.919,36	1.486	0,0003787543	1.096.815,16	-69.104,20
São Manuel	3.551	0,0009050853	2.786.123,59	3.551	0,0009050851	2.620.989,65	-165.133,94
São Miguel Arcanjo	645	0,0001643988	506.068,63	645	0,0001643987	476.073,87	-29.994,76
São Paulo	740.374	0,1887078690	580.899.315,03	740.375	0,1887080758	546.470.069,07	-34.429.245,97
São Pedro do Turvo	876	0,0002232765	687.311,82	876	0,0002232764	646.574,75	-40.737,07
São Pedro	5.380	0,0013712642	4.221.161,62	5.380	0,0013712638	3.970.972,78	-250.188,84
São Roque	12.221	0,0031149107	9.588.627,54	12.221	0,0031149099	9.020.308,24	-568.319,30
São Sebastião da Gramma	926	0,0002360206	726.541,94	926	0,0002360205	683.479,70	-43.062,24
São Sebastião	14.233	0,0036277329	11.167.247,84	14.233	0,0036277320	10.505.363,49	-661.884,35
São Simão	1.009	0,0002571758	791.663,95	1.009	0,0002571757	744.741,92	-46.922,03
São Vicente	38.432	0,0097956179	30.153.844,51	38.432	0,0097956154	28.366.621,91	-1.787.222,60
Sarapuá	1.229	0,0003132498	964.276,51	1.229	0,0003132497	907.123,71	-57.152,80
Sarutaiá	432	0,0001101089	338.948,29	432	0,0001101089	318.858,78	-20.089,51
Sebastianópolis do Sul	396	0,0001009332	310.702,60	396	0,0001009332	292.287,22	-18.415,39
Serra Azul	1.217	0,0003101912	954.861,28	1.217	0,0003101911	898.266,52	-56.594,76
Serra Negra	1.590	0,0004052621	1.247.518,03	1.590	0,0004052620	1.173.577,46	-73.940,57
Serrana	6.517	0,0016610648	5.113.254,70	6.517	0,0016610644	4.810.191,38	-303.063,32
Sertãozinho	15.684	0,0039975664	12.305.706,11	15.684	0,0039975654	11.576.345,18	-729.360,93
Sete Barras	1.827	0,0004656691	1.433.468,83	1.827	0,0004656690	1.348.506,93	-84.961,90
Severínia	2.630	0,0006703392	2.063.504,66	2.630	0,0006703390	1.941.200,45	-122.304,21
Silveiras	804	0,0002049250	630.820,44	804	0,0002049249	593.431,62	-37.388,82
Socorro	3.015	0,0007684687	2.365.576,63	3.015	0,0007684685	2.225.368,57	-140.208,06

	SALÁRIO EDUCAÇÃO 2020 [UF: SP]						
	Portaria FNDE-MEC nº 115, de 14/02/20 (Anterior)			Portaria FNDE-MEC nº 764, de 14/12/20 (Atual)			Diferença Estimativas (Atual - Anterior)
	Matrículas	Coefficientes	Estimativas	Matrículas	Coefficientes	Estimativas	
Municípios							
Sorocaba	56.893	0,0145009911	44.638.391,85	56.893	0,0145009874	41.992.668,09	-2.645.723,76
Sud Mennucci	1.209	0,0003081521	948.584,46	1.209	0,0003081520	892.361,73	-56.222,73
Sumaré	22.123	0,0056387504	17.357.761,82	22.123	0,0056387490	16.328.964,83	-1.028.796,98
Suzanápolis	456	0,0001162261	357.778,75	456	0,0001162261	336.573,16	-21.205,60
Suzano	22.795	0,0058100310	17.885.014,72	22.795	0,0058100295	16.824.967,38	-1.060.047,34
Tabapuã	1.661	0,0004233587	1.303.224,81	1.661	0,0004233586	1.225.982,49	-77.242,32
Tabatinga	1.745	0,0004447688	1.369.131,42	1.745	0,0004447687	1.287.982,81	-81.148,61
Taboão da Serra	26.866	0,0068476548	21.079.131,62	26.866	0,0068476531	19.829.768,53	-1.249.363,09
Taciba	818	0,0002084933	641.804,87	818	0,0002084933	603.765,01	-38.039,86
Taguaí	1.618	0,0004123988	1.269.486,90	1.618	0,0004123987	1.194.244,23	-75.242,67
Taiacu	666	0,0001697513	522.545,29	666	0,0001697512	491.573,95	-30.971,33
Taiúva	592	0,0001508900	464.484,70	592	0,0001508900	436.954,63	-27.530,07
Tambaú	2.065	0,0005263309	1.620.204,23	2.065	0,0005263308	1.524.174,50	-96.029,73
Tanabi	2.521	0,0006425571	1.977.982,98	2.521	0,0006425569	1.860.747,65	-117.235,33
Tapiraí	1.021	0,0002602343	801.079,19	1.021	0,0002602343	753.599,11	-47.480,08
Tapiratiba	1.804	0,0004598068	1.415.422,97	1.804	0,0004598067	1.331.530,65	-83.892,32
Taquaral	298	0,0000759548	233.811,55	298	0,0000759548	219.953,51	-13.858,04
Taquaritinga	4.787	0,0012201192	3.755.892,32	4.787	0,0012201189	3.533.280,05	-222.612,27
Taquarituba	2.314	0,0005897965	1.815.570,26	2.314	0,0005897964	1.707.961,15	-107.609,10
Taquarivaí	1.119	0,0002852128	877.970,23	1.119	0,0002852127	825.932,81	-52.037,42
Tarabai	1.043	0,0002658417	818.340,44	1.043	0,0002658417	769.837,29	-48.503,15
Tarumã	2.213	0,0005640535	1.736.325,40	2.213	0,0005640533	1.633.413,15	-102.912,25
Tatuí	13.612	0,0034694513	10.680.009,67	13.612	0,0034694504	10.047.003,99	-633.005,67
Taubaté	42.341	0,0107919509	33.220.855,81	42.341	0,0107919482	31.251.851,01	-1.969.004,79
Tejupá	654	0,0001666927	513.130,06	654	0,0001666927	482.716,77	-30.413,29
Teodoro Sampaio	2.334	0,0005948942	1.831.262,31	2.334	0,0005948940	1.722.723,14	-108.539,17
Terra Roxa	1.263	0,0003219157	990.953,00	1.263	0,0003219157	932.219,07	-58.733,92
Tietê	5.771	0,0014709230	4.527.941,21	5.771	0,0014709226	4.259.569,50	-268.371,71
Timburi	261	0,0000665242	204.781,26	261	0,0000665241	192.643,85	-12.137,41
Torre de Pedra	231	0,0000588777	181.243,18	231	0,0000588777	170.500,88	-10.742,31
Torrinha	582	0,0001483412	456.638,67	582	0,0001483412	429.573,64	-27.065,04
Trabiju	312	0,0000795231	244.795,99	312	0,0000795231	230.286,90	-14.509,09
Tremembé	5.336	0,0013600494	4.186.639,11	5.336	0,0013600490	3.938.496,42	-248.142,69
Três Fronteiras	644	0,0001641439	505.284,03	644	0,0001641438	475.335,78	-29.948,26
Tuiuti	971	0,0002474902	761.849,06	971	0,0002474902	716.694,16	-45.154,90
Tupã	4.178	0,0010648962	3.278.069,38	4.178	0,0010648960	3.083.777,75	-194.291,63
Tupí Paulista	1.359	0,0003463844	1.066.274,84	1.359	0,0003463843	1.003.076,58	-63.198,26
Turiúba	174	0,0000443494	136.520,84	174	0,0000443494	128.429,23	-8.091,61
Turmalina	123	0,0000313505	96.506,11	123	0,0000313505	90.786,18	-5.719,93
Ubarana	1.012	0,0002579404	794.017,76	1.012	0,0002579403	746.956,22	-47.061,54
Ubatuba	11.755	0,0029961357	9.223.002,76	11.755	0,0029961350	8.676.354,09	-546.648,67
Ubirajara	645	0,0001643988	506.068,63	645	0,0001643987	476.073,87	-29.994,76
Uchoa	1.535	0,0003912436	1.204.364,89	1.535	0,0003912435	1.132.982,01	-71.382,88
União Paulista	105	0,0000267626	82.383,27	105	0,0000267626	77.500,40	-4.882,87
Urânia	389	0,0000991490	305.210,38	389	0,0000991490	287.120,52	-18.089,86
Uru	175	0,0000446043	137.305,44	175	0,0000446043	129.167,33	-8.138,11
Urupês	1.852	0,0004720411	1.453.083,89	1.852	0,0004720410	1.366.959,40	-86.124,49
Valentim Gentil	1.352	0,0003446002	1.060.782,62	1.352	0,0003446001	997.909,89	-62.872,74
Valinhos	10.845	0,0027641933	8.509.014,46	10.845	0,0027641926	8.004.683,98	-504.330,48
Valparaíso	2.560	0,0006524974	2.008.582,48	2.560	0,0006524973	1.889.533,52	-119.048,97
Vargem Grande do Sul	3.741	0,0009535129	2.935.198,07	3.741	0,0009535126	2.761.228,47	-173.969,60
Vargem Grande Paulista	5.345	0,0013623433	4.193.700,53	5.345	0,0013623430	3.945.139,31	-248.561,22
Vargem	1.389	0,0003540308	1.089.812,92	1.389	0,0003540308	1.025.219,55	-64.593,36

	SALÁRIO EDUCAÇÃO 2020 [UF: SP]						
	Portaria FNDE-MEC nº 115, de 14/02/20 (Anterior)			Portaria FNDE-MEC nº 764, de 14/12/20 (Atual)			Diferença Estimativas (Atual - Anterior)
	Municípios	Matrículas	Coefficientes	Estimativas	Matrículas	Coefficientes	
Várzea Paulista	10.742	0,0027379405	8.428.200,40	10.742	0,0027379398	7.928.659,78	-499.540,62
Vera Cruz	975	0,0002485098	764.987,47	975	0,0002485097	719.646,55	-45.340,91
Vinhedo	10.389	0,0026479672	8.151.235,71	10.389	0,0026479665	7.668.110,82	-483.124,89
Viradouro	2.312	0,0005892868	1.814.001,05	2.312	0,0005892866	1.706.484,96	-107.516,10
Vista Alegre do Alto	846	0,0002156300	663.773,74	846	0,0002156300	624.431,78	-39.341,96
Vitória Brasil	217	0,0000553094	170.258,75	217	0,0000553093	160.167,49	-10.091,26
Votorantim	12.385	0,0031567113	9.717.302,36	12.385	0,0031567105	9.141.356,48	-575.945,88
Votuporanga	7.801	0,0019883330	6.120.684,35	7.801	0,0019883325	5.757.910,53	-362.773,82
Zacarias	305	0,0000777390	239.303,77	305	0,0000777389	225.120,20	-14.183,57
<b>Total</b>	<b>3.923.387</b>	<b>1,00</b>	<b>3.078.299.374,26</b>	<b>3.923.388</b>	<b>1,00</b>	<b>2.895.848.875,70</b>	<b>-182.450.498,56</b>

Fonte: MEC/FNDE - Portarias nº 764/220 e 115/2020. Elaboração Área técnica de Educação - CNM, 2020.