



		VAAF Repasse Mensal Jan 2024	VAAT Repasse Mensal Jan 2024	VAAR Repasse Mensal Jan 2024	VALOR TOTAL
Água Branca/PB	PB	52.881,87	516.838,67	25.035,96	594.756,50
Aguiar/PB	PB	20.233,39	90.883,78	7.447,25	118.564,42
Alagoa Grande/PB	PB	101.726,37	870.707,36	0,00	972.433,73
Alagoa Nova/PB	PB	89.042,35	1.982.395,37	78.120,88	2.149.558,60
Alagoinha/PB	PB	58.344,47	384.723,23	52.389,17	495.456,87
Alcantil/PB	PB	27.685,17	193.338,05	0,00	221.023,22
Algodão de Jandaíra/PB	PB	15.675,18	41.746,45	6.692,22	64.113,85
Alhandra/PB	PB	92.045,98	950.833,36	0,00	1.042.879,34
Amparo/PB	PB	11.852,27	0,00	0,00	11.852,27
Aparecida/PB	PB	33.206,77	452.022,81	0,00	485.229,58
Araçagi/PB	PB	79.271,18	1.276.675,65	0,00	1.355.946,83
Arara/PB	PB	43.695,09	328.887,53	39.479,87	412.062,48
Araruna/PB	PB	91.736,20	908.969,11	73.717,00	1.074.422,31
Areia/PB	PB	89.490,57	1.763.369,71	0,00	1.852.860,28
Areia de Baraúnas/PB	PB	9.254,87	0,00	4.533,77	13.788,64
Areial/PB	PB	40.016,29	276.335,45	0,00	316.351,74
Aroeiras/PB	PB	86.402,96	1.114.444,84	0,00	1.200.847,80
Assunção/PB	PB	26.132,86	254.484,78	10.699,51	291.317,15
Baía da Traição/PB	PB	60.276,91	283.631,21	0,00	343.908,12
Bananeiras/PB	PB	92.051,65	787.593,71	49.483,86	929.129,23
Baraúna/PB	PB	24.513,60	93.764,13	10.964,54	129.242,26
Barra de Santa Rosa/PB	PB	57.131,44	318.222,29	25.447,30	400.801,03
Barra de Santana/PB	PB	38.018,03	168.005,26	31.112,80	237.136,09
Barra de São Miguel/PB	PB	45.632,08	745.809,44	39.683,61	831.125,12
Bayeux/PB	PB	222.786,29	0,00	0,00	222.786,29
Belém/PB	PB	51.482,75	386.425,60	0,00	437.908,35
Belém do Brejo do Cruz/PB	PB	35.696,37	218.800,16	0,00	254.496,53
Bernardino Batista/PB	PB	40.271,61	834.636,75	22.692,55	897.600,91
Boa Ventura/PB	PB	21.092,38	179.795,72	12.916,07	213.804,17
Boa Vista/PB	PB	36.962,73	270.800,87	0,00	307.763,60
Bom Jesus/PB	PB	20.368,42	170.723,29	0,00	191.091,71
Bom Sucesso/PB	PB	23.233,62	0,00	23.513,99	46.747,60
Bonito de Santa Fé/PB	PB	42.555,82	328.759,29	18.189,40	389.504,51
Boqueirão/PB	PB	62.948,07	452.483,62	26.452,04	541.883,73
Borborema/PB	PB	17.487,34	0,00	0,00	17.487,34
Brejo do Cruz/PB	PB	80.633,99	1.157.474,64	91.581,93	1.329.690,56
Brejo dos Santos/PB	PB	26.110,16	291.949,43	10.216,85	328.276,44
Caaporã/PB	PB	99.343,44	386.194,87	40.554,11	526.092,42
Cabaceiras/PB	PB	27.428,72	474.873,70	0,00	502.302,42
Cabedelo/PB	PB	201.934,47	0,00	202.588,02	404.522,49
Cachoeira dos Índios/PB	PB	36.144,59	271.513,09	29.436,50	337.094,18
Cacimba de Areia/PB	PB	13.431,81	0,00	0,00	13.431,81
Cacimba de Dentro/PB	PB	62.491,91	280.394,58	26.243,41	369.129,90
Cacimbas/PB	PB	51.191,12	547.457,30	0,00	598.648,42
Caiçara/PB	PB	32.850,46	415.416,84	0,00	448.267,30
Cajazeiras/PB	PB	203.885,07	2.264.486,91	188.822,78	2.657.194,76
Cajazeirinhas/PB	PB	15.270,08	11.043,33	0,00	26.313,41
Caldas Brandão/PB	PB	27.108,73	221.941,16	0,00	249.049,89
Camalaú/PB	PB	29.604,00	123.982,14	0,00	153.586,14
Campina Grande/PB	PB	878.819,71	1.006.433,51	0,00	1.885.253,22

		VAAF Repasse Mensal Jan 2024	VAAT Repasse Mensal Jan 2024	VAAR Repasse Mensal Jan 2024	VALOR TOTAL
Capim/PB	PB	35.783,74	216.211,36	0,00	251.995,10
Caraúbas/PB	PB	16.820,12	16.506,16	7.001,97	40.328,25
Carrapateira/PB	PB	17.833,43	294.013,52	16.098,84	327.945,80
Casserengue/PB	PB	34.770,43	264.463,60	18.072,98	317.307,01
Catingueira/PB	PB	23.891,76	162.275,03	0,00	186.166,79
Catolé do Rocha/PB	PB	97.029,72	1.206.690,18	39.963,02	1.343.682,92
Caturité/PB	PB	28.021,05	255.358,65	27.905,15	311.284,85
Conceição/PB	PB	69.009,80	904.656,54	0,00	973.666,34
Condado/PB	PB	25.334,01	84.781,04	23.359,06	133.474,10
Conde/PB	PB	170.076,90	1.321.291,46	165.402,00	1.656.770,36
Congo/PB	PB	24.288,92	277.751,48	10.245,03	312.285,43
Coremas/PB	PB	48.111,46	290.526,41	0,00	338.637,87
Coxixola/PB	PB	7.020,58	11.223,85	0,00	18.244,43
Cruz do Espírito Santo/PB	PB	82.372,40	990.228,41	46.921,29	1.119.522,10
Cubati/PB	PB	39.287,79	464.116,69	16.478,62	519.883,11
Cuité/PB	PB	63.451,89	563.427,69	0,00	626.879,58
Cuité de Mamanguape/PB	PB	42.727,16	300.306,04	0,00	343.033,20
Cuitegi/PB	PB	40.871,88	647.045,41	0,00	687.917,29
Curral de Cima/PB	PB	32.961,67	402.290,38	0,00	435.252,05
Curral Velho/PB	PB	12.132,54	0,00	0,00	12.132,54
Damião/PB	PB	24.865,36	29.346,02	0,00	54.211,38
Desterro/PB	PB	30.427,81	367.616,95	13.731,51	411.776,28
Diamante/PB	PB	17.658,68	48.958,03	7.034,25	73.650,97
Dona Inês/PB	PB	53.387,96	635.033,78	41.821,56	730.243,31
Duas Estradas/PB	PB	18.632,28	153.925,02	0,00	172.557,30
Emas/PB	PB	13.841,45	0,00	0,00	13.841,45
Esperança/PB	PB	153.074,09	1.513.641,02	143.520,68	1.810.235,79
Fagundes/PB	PB	44.891,10	157.465,62	0,00	202.356,72
Frei Martinho/PB	PB	10.151,30	0,00	9.095,45	19.246,75
Gado Bravo/PB	PB	49.158,82	461.744,15	21.992,27	532.895,24
Guarabira/PB	PB	153.221,60	1.656.963,00	128.531,75	1.938.716,35
Gurinhém/PB	PB	80.511,44	1.759.406,03	0,00	1.839.917,47
Gurjão/PB	PB	16.175,59	80.603,08	0,00	96.778,67
Ibiara/PB	PB	18.299,81	50.387,58	7.743,90	76.431,29
Igaracy/PB	PB	21.381,74	104.761,84	20.267,80	146.411,38
Imaculada/PB	PB	41.657,11	118.879,00	35.498,32	196.034,43
Ingá/PB	PB	76.383,29	1.274.999,56	0,00	1.351.382,85
Itabaiana/PB	PB	50.976,66	699.923,63	0,00	750.900,29
Itaporanga/PB	PB	49.064,64	190.931,72	46.617,45	286.613,81
Itapororoca/PB	PB	82.999,90	669.185,52	78.338,66	830.524,09
Itatuba/PB	PB	44.917,19	360.809,70	40.230,77	445.957,67
Jacaraú/PB	PB	85.034,48	635.529,28	75.450,25	796.014,01
Jericó/PB	PB	34.200,79	574.631,63	0,00	608.832,42
João Pessoa/PB	PB	1.797.634,15	0,00	1.746.491,71	3.544.125,87
Joca Claudino/PB	PB	22.976,03	329.970,13	11.071,36	364.017,52
Juarez Távora/PB	PB	33.522,23	336.034,17	14.284,87	383.841,27
Juazeirinho/PB	PB	82.400,77	451.443,93	70.525,43	604.370,12
Junco do Seridó/PB	PB	26.912,42	264.862,05	28.033,37	319.807,84
Juripiranga/PB	PB	54.397,87	734.132,45	54.199,08	842.729,40
Juru/PB	PB	41.535,70	397.121,79	0,00	438.657,49

		VAAF Repasse Mensal Jan 2024	VAAT Repasse Mensal Jan 2024	VAAR Repasse Mensal Jan 2024	VALOR TOTAL
Lagoa/PB	PB	24.869,90	92.809,51	0,00	117.679,41
Lagoa de Dentro/PB	PB	46.158,59	365.524,56	27.015,89	438.699,04
Lagoa Seca/PB	PB	108.869,50	599.223,63	0,00	708.093,13
Lastro/PB	PB	15.806,80	0,00	14.923,82	30.730,62
Livramento/PB	PB	35.346,87	195.421,67	0,00	230.768,54
Logradouro/PB	PB	23.021,42	348.471,92	0,00	371.493,34
Lucena/PB	PB	69.480,72	265.921,03	61.836,19	397.237,94
Mãe d'Água/PB	PB	17.948,04	122.105,86	0,00	140.053,90
Malta/PB	PB	27.778,22	333.781,49	0,00	361.559,71
Mamanguape/PB	PB	140.239,14	940.208,31	126.539,76	1.206.987,21
Manaíra/PB	PB	41.587,89	0,00	37.781,07	79.368,97
Marcação/PB	PB	53.039,60	947.180,64	0,00	1.000.220,24
Mari/PB	PB	96.691,57	1.767.317,28	100.445,72	1.964.454,57
Marizópolis/PB	PB	41.102,23	813.178,97	16.047,81	870.329,01
Massaranduba/PB	PB	54.166,39	435.695,58	46.251,83	536.113,79
Mataraca/PB	PB	55.260,27	564.983,21	0,00	620.243,48
Matinhas/PB	PB	23.878,15	247.776,78	12.553,69	284.208,61
Mato Grosso/PB	PB	17.813,01	212.804,52	0,00	230.617,53
Maturéia/PB	PB	33.262,37	246.238,60	0,00	279.500,97
Mogeiro/PB	PB	67.694,65	925.468,86	57.977,10	1.051.140,61
Montadas/PB	PB	27.108,73	82.196,77	0,00	109.305,50
Monte Horebe/PB	PB	37.319,04	0,00	35.228,66	72.547,69
Monteiro/PB	PB	123.091,09	1.089.980,47	112.256,46	1.325.328,02
Mulungu/PB	PB	38.566,10	390.309,87	0,00	428.875,97
Natuba/PB	PB	52.897,76	594.875,82	0,00	647.773,58
Nazarezinho/PB	PB	30.274,62	347.951,80	12.949,98	391.176,40
Nova Floresta/PB	PB	36.844,72	282.603,48	0,00	319.448,20
Nova Olinda/PB	PB	31.477,44	427.896,00	0,00	459.373,44
Nova Palmeira/PB	PB	18.507,46	119.688,34	8.146,24	146.342,05
Olho d'Água/PB	PB	27.554,67	363.445,20	0,00	390.999,87
Olivedos/PB	PB	18.324,77	0,00	0,00	18.324,77
Ouro Velho/PB	PB	13.642,87	84.350,11	5.729,47	103.722,45
Parari/PB	PB	5.497,77	0,00	2.421,73	7.919,50
Passagem/PB	PB	11.658,23	0,00	0,00	11.658,23
Patos/PB	PB	264.199,44	2.002.286,20	248.675,69	2.515.161,33
Paulista/PB	PB	70.874,17	999.349,78	68.836,66	1.139.060,61
Pedra Branca/PB	PB	18.751,43	166.155,55	0,00	184.906,98
Pedra Lavrada/PB	PB	40.402,10	749.724,47	0,00	790.126,57
Pedras de Fogo/PB	PB	159.983,46	1.373.564,77	138.483,67	1.672.031,90
Pedro Régis/PB	PB	27.219,93	350.104,61	0,00	377.324,54
Piancó/PB	PB	36.705,15	0,00	0,00	36.705,15
Picuí/PB	PB	79.753,44	306.157,18	70.834,02	456.744,64
Pilar/PB	PB	51.305,73	628.478,46	0,00	679.784,19
Pilões/PB	PB	36.835,64	460.087,07	14.963,85	511.886,56
Pilõezinhos/PB	PB	25.334,01	159.207,84	10.739,52	195.281,37
Pirpirituba/PB	PB	28.950,39	0,00	12.874,86	41.825,26
Pitimbu/PB	PB	97.622,05	1.118.365,53	87.495,20	1.303.482,77
Pocinhos/PB	PB	80.359,38	359.756,63	0,00	440.116,01
Poço Dantas/PB	PB	38.563,84	851.324,46	35.340,12	925.228,42
Poço de José de Moura/PB	PB	36.208,13	614.868,04	18.383,67	669.459,85

		VAAF Repasse Mensal Jan 2024	VAAT Repasse Mensal Jan 2024	VAAR Repasse Mensal Jan 2024	VALOR TOTAL
Pombal/PB	PB	126.831,16	1.728.389,27	112.197,72	1.967.418,15
Prata/PB	PB	16.744,09	0,00	0,00	16.744,09
Princesa Isabel/PB	PB	67.324,73	882.404,76	64.699,17	1.014.428,66
Puxinanã/PB	PB	76.671,51	1.288.728,85	75.427,08	1.440.827,44
Queimadas/PB	PB	217.883,12	2.836.059,34	204.378,40	3.258.320,85
Quixabá/PB	PB	10.991,01	0,00	0,00	10.991,01
Remígio/PB	PB	74.080,92	381.184,72	0,00	455.265,64
Riachão/PB	PB	17.218,41	66.141,42	0,00	83.359,83
Riachão do Bacamarte/PB	PB	35.628,29	608.827,72	34.020,33	678.476,33
Riachão do Poço/PB	PB	26.621,93	140.626,21	0,00	167.248,14
Riacho de Santo Antônio/PB	PB	14.025,28	121.569,93	0,00	135.595,21
Riacho dos Cavalos/PB	PB	49.040,81	467.110,66	25.537,60	541.689,06
Rio Tinto/PB	PB	89.599,50	901.030,46	0,00	990.629,96
Salgadinho/PB	PB	16.367,36	0,00	0,00	16.367,36
Salgado de São Félix/PB	PB	56.787,62	897.561,67	49.714,29	1.004.063,57
Santa Cecília/PB	PB	36.321,61	332.122,22	0,00	368.443,83
Santa Cruz/PB	PB	20.016,66	151.820,34	0,00	171.837,00
Santa Helena/PB	PB	34.032,85	504.196,21	0,00	538.229,06
Santa Inês/PB	PB	10.997,81	0,00	0,00	10.997,81
Santa Luzia/PB	PB	39.623,67	0,00	35.459,70	75.083,38
Santa Rita/PB	PB	353.985,03	2.520.371,52	0,00	2.874.356,55
Santa Teresinha/PB	PB	17.932,16	161.556,98	16.055,49	195.544,62
Santana de Mangueira/PB	PB	19.896,37	85.465,00	8.006,67	113.368,04
Santana dos Garrotes/PB	PB	33.745,77	236.179,86	31.280,00	301.205,62
Santo André/PB	PB	11.526,60	0,00	5.075,21	16.601,81
São Bentinho/PB	PB	20.064,31	103.896,79	0,00	123.961,10
São Bento/PB	PB	195.877,28	0,00	201.065,82	396.943,10
São Domingos de Pombal/PB	PB	13.181,04	0,00	0,00	13.181,04
São Domingos do Cariri/PB	PB	13.884,57	133.277,00	0,00	147.161,57
São Francisco/PB	PB	15.963,40	47.807,15	0,00	63.770,55
São João do Cariri/PB	PB	21.525,85	153.809,65	18.078,49	193.413,99
São João do Rio do Peixe/PB	PB	102.770,32	2.292.150,86	0,00	2.394.921,18
São João do Tigre/PB	PB	22.946,53	125.884,43	0,00	148.830,96
São José da Lagoa Tapada/PB	PB	37.145,42	432.518,40	13.342,86	483.006,69
São José de Caiana/PB	PB	27.663,61	457.084,65	11.243,49	495.991,75
São José de Espinharas/PB	PB	15.411,92	22.502,21	15.189,99	53.104,12
São José de Piranhas/PB	PB	95.969,88	1.411.541,09	65.006,27	1.572.517,24
São José de Princesa/PB	PB	9.270,75	0,00	0,00	9.270,75
São José do Bonfim/PB	PB	14.708,38	0,00	6.352,54	21.060,92
São José do Brejo do Cruz/PB	PB	15.533,33	282.522,89	0,00	298.056,22
São José do Sabugi/PB	PB	17.670,03	0,00	0,00	17.670,03
São José dos Cordeiros/PB	PB	11.035,26	73.694,68	0,00	84.729,94
São José dos Ramos/PB	PB	37.308,82	695.414,56	0,00	732.723,38
São Mamede/PB	PB	27.491,13	27.414,39	0,00	54.905,52
São Miguel de Taipu/PB	PB	34.904,33	565.790,74	0,00	600.695,07
São Sebastião de Lagoa de Roça/PB	PB	39.179,99	216.518,88	0,00	255.698,87
São Sebastião do Umbuzeiro/PB	PB	16.975,58	61.265,64	14.130,12	92.371,34
São Vicente do Seridó/PB	PB	45.389,24	489.222,42	0,00	534.611,66
Sapé/PB	PB	163.951,62	1.198.822,47	0,00	1.362.774,09
Serra Branca/PB	PB	34.313,13	107.891,65	0,00	142.204,78



		VAAF Repasse Mensal Jan 2024	VAAT Repasse Mensal Jan 2024	VAAR Repasse Mensal Jan 2024	VALOR TOTAL
Serra da Raiz/PB	PB	17.475,99	144.695,46	0,00	162.171,45
Serra Grande/PB	PB	16.071,20	0,00	0,00	16.071,20
Serra Redonda/PB	PB	19.448,16	122.791,05	7.852,14	150.091,34
Serraria/PB	PB	16.443,39	111.496,58	0,00	127.939,97
Sertãozinho/PB	PB	28.936,78	426.081,18	0,00	455.017,96
Sobrado/PB	PB	43.127,72	320.194,43	0,00	363.322,15
Solânea/PB	PB	80.193,71	351.200,17	31.394,63	462.788,51
Soledade/PB	PB	65.055,27	409.303,67	0,00	474.358,94
Sossêgo/PB	PB	19.174,69	34.262,23	0,00	53.436,92
Sousa/PB	PB	137.603,16	721.451,49	129.338,64	988.393,29
Sumé/PB	PB	62.136,74	327.786,26	54.069,27	443.992,27
Tacima/PB	PB	37.794,49	584.471,82	0,00	622.266,31
Taperoá/PB	PB	50.841,63	571.359,14	0,00	622.200,77
Tavares/PB	PB	56.965,77	146.257,09	0,00	203.222,86
Teixeira/PB	PB	68.527,54	963.887,35	51.240,95	1.083.655,85
Tenório/PB	PB	16.637,43	60.264,46	6.455,93	83.357,81
Triunfo/PB	PB	52.051,25	1.398.484,85	26.742,07	1.477.278,17
Uiraúna/PB	PB	82.541,47	2.321.894,27	0,00	2.404.435,74
Umbuzeiro/PB	PB	66.093,55	1.404.009,98	26.916,49	1.497.020,01
Várzea/PB	PB	10.057,12	0,00	4.539,26	14.596,39
Vieirópolis/PB	PB	19.333,55	108.441,60	0,00	127.775,15
Vista Serrana/PB	PB	16.814,45	0,00	0,00	16.814,45
Zabelê/PB	PB	12.972,25	0,00	11.840,68	24.812,93
Governo do Estado/PB	PB	6.805.168,33	0,00	2.374.815,14	9.179.983,47
Total Geral/PB	PB	20.674.885,21	103.916.291,21	9.230.142,96	133.821.319,38